



Customer Service
PO Box 11813
Harrisburg, PA 17108-1813

ACCOUNT STATEMENT

For the Month Ending

December 31, 2024

SAN BERNARDINO COUNTY

Client Management Team

Kenneth Schiebel, CFA

Managing Director
213 Market Street
Harrisburg, PA 17101-2141
717-232-2723
schiebelk@pfmam.com

Danny A. Nelson

Director
800 Nicollet Mall, 4th Floor
Minneapolis, MN 55402
612-371-3747
nelsond@pfmam.com

Contents

Cover/Disclosures
Summary Statement
Individual Accounts

Accounts included in Statement

76990800 SAN BERNARDINO COUNTY

SAN BERNARDINO COUNTY
PARTH BHATT
268 WEST HOSPITALITY LANE
FIRST FLOOR
SAN BERNARDINO, CA 92415-0360

Online Access <https://www.pfmam.com> **Customer Service** 1-717-232-2723

Important Disclosures

Important Disclosures

This statement is for general information purposes only and is not intended to provide specific advice or recommendations. PFM Asset Management ("PFMAM") is a division of U.S. Bancorp Asset Management, Inc. ("USBAM"), a SEC-registered investment adviser. USBAM is direct subsidiary of U.S. Bank National Association ("U.S. Bank") and an indirect subsidiary of U.S. Bancorp. U.S. Bank is not responsible for and does not guarantee the products, services or performance of PFMAM. PFMAM maintains a written disclosure statement of our background and business experience. If you would like to receive a copy of our current disclosure statement, please contact Service Operations at the address below.

Proxy Voting PFMAM does not normally receive proxies to vote on behalf of its clients. However, it does on occasion receive consent requests. In the event a consent request is received the portfolio manager contacts the client and then proceeds according to their instructions. PFMAM's Proxy Voting Policy is available upon request by contacting Service Operations at the address below.

Questions About an Account PFMAM's monthly statement is intended to detail our investment advisory activity as well as the activity of any accounts held by clients in pools that are managed by PFMAM. The custodian bank maintains the control of assets and executes (i.e., settles) all investment transactions. The custodian statement is the official record of security and cash holdings and transactions. PFMAM recognizes that clients may use these reports to facilitate record keeping and that the custodian bank statement and the PFMAM statement should be reconciled and differences resolved. Many custodians use a settlement date basis which may result in the need to reconcile due to a timing difference.

Account Control PFMAM does not have the authority to withdraw funds from or deposit funds to the custodian outside the scope of services provided by PFMAM. Our clients retain responsibility for their internal accounting policies; implementing and enforcing internal controls and generating ledger entries or otherwise recording transactions.

Market Value Generally, PFMAM's market prices are derived from closing bid prices as of the last business day of the month as supplied by ICE Data Services. There may be differences in the values shown for investments due to accrued but uncollected income and the use of differing valuation sources and methods. Non-negotiable FDIC-insured bank certificates of deposit are priced at par. Although PFMAM believes the prices to be reliable, the values of the securities may not represent the prices at which the securities could have been bought or sold. Explanation of the valuation methods for a registered investment company or local government investment program is contained in the appropriate fund offering documentation or information statement.

Amortized Cost The original cost of the principal of the security is adjusted for the amount of the periodic reduction of any discount or premium from the purchase date until the date of the report. Discount or premium with respect to short term securities (those with less than one year to maturity at time of issuance) is amortized on a straightline basis. Such discount or premium with respect to longer term securities is amortized using the constant yield basis.

Tax Reporting Cost data and realized gains / losses are provided for informational purposes only. Please review for accuracy and consult your tax advisor to determine the tax consequences of your security transactions. PFMAM does not report such information to the IRS or other taxing authorities and is not responsible for the accuracy of such information that may be required to be reported to federal, state or other taxing authorities.

Financial Situation In order to better serve you, PFMAM should be promptly notified of any material change in your investment objective or financial situation.

Callable Securities Securities subject to redemption prior to maturity may be redeemed in whole or in part before maturity, which could affect the yield represented.

Portfolio The securities in this portfolio, including shares of mutual funds, are not guaranteed or otherwise protected by PFMAM, the FDIC (except for certain non-negotiable certificates of deposit) or any government agency. Investment in securities involves risks, including the possible loss of the amount invested. Actual settlement values, accrued interest, and amortized cost amounts may vary for securities subject to an adjustable interest rate or subject to principal paydowns. Any changes to the values shown may be reflected within the next monthly statement's beginning values.

Rating Information provided for ratings is based upon a good faith inquiry of selected sources, but its accuracy and completeness cannot be guaranteed.

Shares of some local government investment programs and TERM funds are distributed by representatives of USBAM's affiliate, U.S. Bancorp Investments, Inc. which is registered with the SEC as a broker/dealer and is a member of the Financial Industry Regulatory Authority ("FINRA") and the Municipal Securities Rulemaking Board ("MSRB"). You may reach the FINRA by calling the FINRA Hotline at 1-800-289-9999 or at the FINRA website address <https://www.finra.org/investors/investor-contacts>. A brochure describing the FINRA Regulation Public Disclosure Program is also available from FINRA upon request.

Key Terms and Definitions

Dividends on local government investment program funds consist of interest earned, plus any discount ratably amortized to the date of maturity, plus all realized gains and losses on the sale of securities prior to maturity, less ratably amortization of any premium and all accrued expenses to the fund. Dividends are accrued daily and may be paid either monthly or quarterly. The monthly earnings on this statement represent the estimated dividend accrued for the month for any program that distributes earnings on a quarterly basis. There is no guarantee that the estimated amount will be paid on the actual distribution date.

Current Yield is the net change, exclusive of capital changes and income other than investment income, in the value of a hypothetical fund account with a balance of one share over the seven-day base period including the statement date, expressed as a percentage of the value of one share (normally \$1.00 per share) at the beginning of the seven-day period. This resulting net change in account value is then annualized by multiplying it by 365 and dividing the result by 7. The yields quoted should not be considered a representation of the yield of the fund in the future, since the yield is not fixed.

Average maturity represents the average maturity of all securities and investments of a portfolio, determined by multiplying the par or principal value of each security or investment by its maturity (days or years), summing the products, and dividing the sum by the total principal value of the portfolio. The stated maturity date of mortgage backed or callable securities are used in this statement. However the actual maturity of these securities could vary depending on the level or prepayments on the underlying mortgages or whether a callable security has or is still able to be called.

Monthly distribution yield represents the net change in the value of one share (normally \$1.00 per share) resulting from all dividends declared during the month by a fund expressed as a percentage of the value of one share at the beginning of the month. This resulting net change is then annualized by multiplying it by 365 and dividing it by the number of calendar days in the month.

YTM at Cost The yield to maturity at cost is the expected rate of return, based on the original cost, the annual interest receipts, maturity value and the time period from purchase date to maturity, stated as a percentage, on an annualized basis.

YTM at Market The yield to maturity at market is the rate of return, based on the current market value, the annual interest receipts, maturity value and the time period remaining until maturity, stated as a percentage, on an annualized basis.

Managed Account A portfolio of investments managed discretely by PFMAM according to the client's specific investment policy and requirements. The investments are directly owned by the client and held by the client's custodian.

Unsettled Trade A trade which has been executed however the final consummation of the security transaction and payment has not yet taken place.

In August 2024, PFMAM converted its portfolio accounting system from FIS Investment Accounting Manager to SS&C PORTIA. The new system has recalculated the amortized cost and yield to maturity at cost of each security, based upon original cost and settlement date. Some securities, including some factored securities and previously exchanged securities, are now on a modified amortization schedule as compared with that of the past. Where transfers have occurred between your portfolios we have returned their settlement dates to the settlement dates of the original purchases in order to minimize any impact to their amortization schedules.

Please review the detail pages of this statement carefully. If you think your statement is wrong, missing account information, or if you need more information about a transaction, please contact PFMAM within 60 days of receipt. If you have other concerns or questions regarding your account, or to request an updated copy of PFMAM's current disclosure statement, please contact a member of your client management team at PFMAM Service Operations at the address below.

PFM Asset Management
Attn: Service Operations
213 Market Street
Harrisburg, PA 17101

NOT FDIC INSURED

NO BANK GUARANTEE

MAY LOSE VALUE

Consolidated Summary Statement

For the Month Ending **December 31, 2024**

SAN BERNARDINO COUNTY

Portfolio Summary		
Portfolio Holdings	Cash Dividends and Income	Closing Market Value
PFMAM Managed Account	44,920,021.33	15,722,505,801.00
Cash Balance	0.00	78,710,532.59
Total	\$44,920,021.33	\$15,801,216,333.59

Investment Allocation		
Investment Type	Closing Market Value	Percent
Asset-Backed Security	1,035,617,307.83	6.55
Federal Agency Discount Note	342,881,000.00	2.17
Federal Agency Bond / Note	2,015,512,222.66	12.76
Corporate Note	404,269,743.00	2.56
Bank Note	30,255,410.00	0.19
Certificate of Deposit	199,866,400.00	1.26
Federal Agency Commercial Mortgage-Backed Se	3,376,272,365.97	21.37
Commercial Paper	1,319,377,016.32	8.35
Joint Powers Authority	626,000,000.00	3.96
Money Market Mutual Fund	892,000,000.00	5.65
Federal Agency Mortgage-Backed Security	1,364,452,115.22	8.64
Corporate Note	74,971,610.00	0.47
Repurchase Agreement	100,000,000.00	0.63
Supra-National Agency Bond / Note	44,937,160.00	0.28
Supra-National Discount Note	99,577,500.00	0.63
U.S. Treasury Bill	546,262,800.00	3.46
U.S. Treasury Bond / Note	3,250,253,150.00	20.57
Cash Balance	78,710,532.59	0.50
Total	\$15,801,216,333.59	100.00%

Consolidated Summary Statement

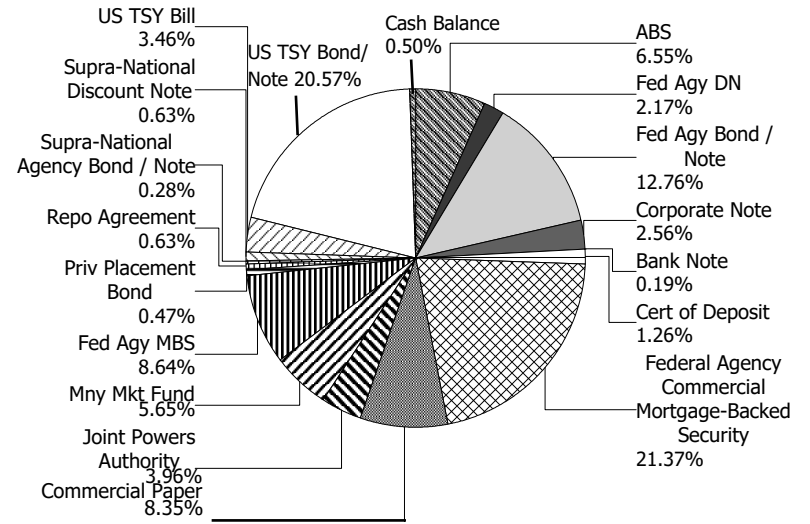
For the Month Ending **December 31, 2024**

SAN BERNARDINO COUNTY

Maturity Distribution (Fixed Income Holdings)

Sector Allocation

Portfolio Holdings	Closing Market Value	Percent
Under 30 days	2,276,330,388.86	14.41
31 to 60 days	870,283,636.19	5.51
61 to 90 days	480,578,985.12	3.04
91 to 180 days	1,747,997,945.17	11.06
181 days to 1 year	1,885,569,834.32	11.93
1 to 2 years	2,157,601,227.84	13.65
2 to 3 years	1,657,096,340.20	10.49
3 to 4 years	1,800,621,125.76	11.40
4 to 5 years	1,206,201,359.32	7.63
Over 5 years	1,718,935,490.81	10.88
Total	\$15,801,216,333.59	100.00%
Weighted Average Days to Maturity	714	



Managed Account Summary Statement

For the Month Ending **December 31, 2024**

SAN BERNARDINO COUNTY - 76990800

Transaction Summary - Managed Account

Opening Market Value	\$14,546,790,004.95
Maturities/Calls	(816,663,707.59)
Principal Dispositions	(1,372,000,000.00)
Principal Acquisitions	3,388,701,042.77
Unsettled Trades	0.00
Change in Current Value	(24,321,539.13)
Closing Market Value	\$15,722,505,801.00

Cash Transactions Summary - Managed Account

Maturities/Calls	760,000,000.00
Sale Proceeds	1,372,000,000.00
Coupon/Interest/Dividend Income	45,719,938.47
Principal Payments	56,663,707.59
Security Purchases	(3,389,696,135.71)
Net Cash Contribution	1,155,312,489.65
Reconciling Transactions	0.00

Earnings Reconciliation (Cash Basis) - Managed Account

Interest/Dividends/Coupons Received	45,719,938.47
Less Purchased Interest Related to Interest/Coupons	(995,092.94)
Plus Net Realized Gains/Losses	195,175.80
Total Cash Basis Earnings	\$44,920,021.33

Cash Balance

Closing Cash Balance **\$0.00**

Earnings Reconciliation (Accrual Basis)

	Total
Ending Amortized Value of Securities	15,756,649,470.83
Ending Accrued Interest	45,312,515.94
Plus Proceeds from Sales	1,372,000,000.00
Plus Proceeds of Maturities/Calls/Principal Payments	816,663,707.59
Plus Coupons/Dividends Received	45,719,938.47
Less Cost of New Purchases	(3,389,696,135.71)
Less Beginning Amortized Value of Securities	(14,540,172,497.25)
Less Beginning Accrued Interest	(52,349,239.56)
Total Accrual Basis Earnings	\$54,127,760.31

Portfolio Summary and Statistics

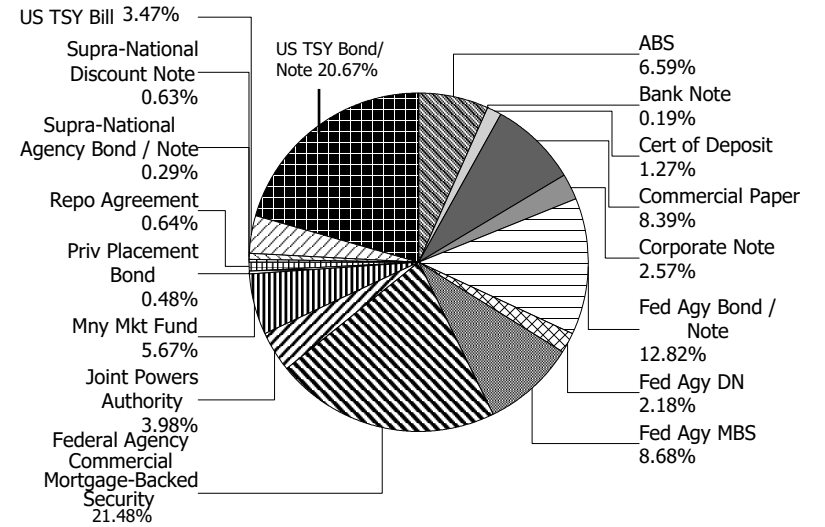
For the Month Ending **December 31, 2024**

SAN BERNARDINO COUNTY - 76990800

Account Summary

Description	Par Value	Market Value	Percent
U.S. Treasury Bond / Note	3,375,000,000.00	3,250,253,150.00	20.67
U.S. Treasury Bill	550,000,000.00	546,262,800.00	3.47
Supra-National Discount Note	100,000,000.00	99,577,500.00	0.63
Supra-National Agency Bond / Note	45,000,000.00	44,937,160.00	0.29
Repurchase Agreement	100,000,000.00	100,000,000.00	0.64
Money Market Mutual Fund	892,000,000.00	892,000,000.00	5.67
Joint Powers Authority	626,000,000.00	626,000,000.00	3.98
Federal Agency Mortgage-Backed Security	1,389,836,291.25	1,364,452,115.22	8.68
Federal Agency Discount Note	350,000,000.00	342,881,000.00	2.18
Federal Agency Commercial Mortgage-Backed Security	3,450,709,810.81	3,376,272,365.97	21.48
Federal Agency Bond / Note	2,063,052,000.00	2,015,512,222.66	12.82
Corporate Note	479,000,000.00	479,241,353.00	3.05
Commercial Paper	1,336,600,000.00	1,319,377,016.32	8.39
Certificate of Deposit	200,000,000.00	199,866,400.00	1.27
Bank Note	30,000,000.00	30,255,410.00	0.19
Asset-Backed Security	1,031,792,941.06	1,035,617,307.83	6.59
Managed Account Sub-Total	16,018,991,043.12	15,722,505,801.00	100.00%
Accrued Interest		45,312,515.94	
Total Portfolio	16,018,991,043.12	15,767,818,316.94	

Sector Allocation



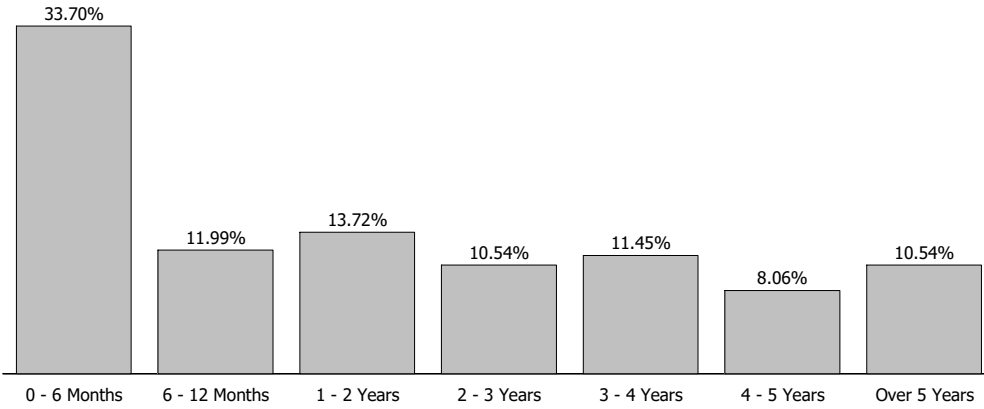
Unsettled Trades 0.00 0.00

Portfolio Summary and Statistics

For the Month Ending **December 31, 2024**

SAN BERNARDINO COUNTY - 76990800

Maturity Distribution



Characteristics

Yield to Maturity at Cost	4.19%
Yield to Maturity at Market	4.57%
Weighted Average Days to Maturity	717

Managed Account Issuer Summary

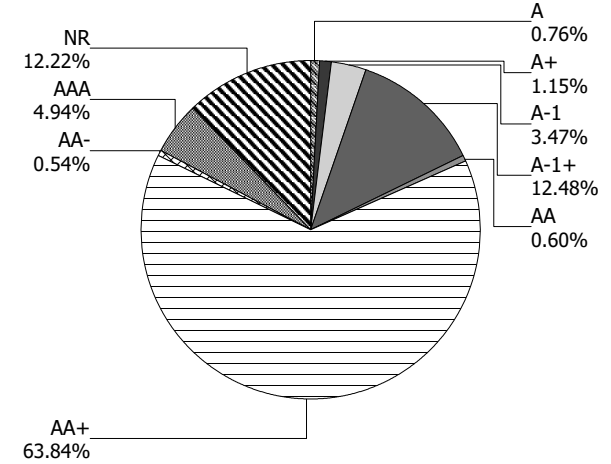
For the Month Ending **December 31, 2024**

SAN BERNARDINO COUNTY - 76990800

Issuer Summary

Issuer	Market Value of Holdings	Percent
Amazon.com Inc	74,831,950.00	0.48
American Express Co	67,106,401.00	0.43
Apple Inc	29,952,390.00	0.19
Bank of America Corp	348,136,550.00	2.21
Bank of New York Mellon Corp	49,806,950.00	0.32
BMW Vehicle Lease Trust	62,935,271.48	0.40
CAMP	616,000,000.00	3.92
Cantor Fitzgerald LP	100,000,000.00	0.64
Capital One Financial Corp	50,003,700.00	0.32
Citigroup Inc	216,393,475.00	1.38
Deere & Co	69,120,353.00	0.44
Discover Card Execution Note Trust	70,061,005.00	0.45
Federal Farm Credit Banks Funding Corp	322,518,204.30	2.05
Federal Home Loan Banks	1,549,064,927.36	9.84
Federal Home Loan Mortgage Corp	4,339,766,265.03	27.59
Federal National Mortgage Association	447,458,074.34	2.85
Federated Hermes Inc	1,000,000.00	0.01
Fidelity Investments	3,000,000.00	0.02
Ford Credit Auto Owner Trust	34,494,790.32	0.22
FREMF Mortgage Trust	16,609,493.00	0.11
FRESB Multifamily Structured Pass Throu	423,700,739.82	2.69
GM Financial Consumer Automobile Receiv	39,537,216.25	0.25
Honda Auto Receivables Owner Trust	99,011,624.72	0.63
Hyundai Auto Receivables Trust	89,603,107.71	0.57
Inter-American Development Bank	114,599,370.00	0.73
International Bank for Reconstruction &	10,039,310.00	0.06
International Finance Corp	19,875,980.00	0.13
INVESTMENT TRUST OF CALIFORNIA	10,000,000.00	0.06
John Deere Owner Trust	112,839,707.91	0.72
Johnson & Johnson	98,407,150.00	0.63
JPMorgan Chase & Co	361,498,805.00	2.30
Mercedes-Benz Auto Lease Trust	32,496,262.02	0.21

Credit Quality (S&P Ratings)



Managed Account Issuer Summary

For the Month Ending **December 31, 2024**

SAN BERNARDINO COUNTY - 76990800

Issuer	Market Value of Holdings	Percent
Mercedes-Benz Auto Receivables Trust	53,360,274.02	0.34
MetLife Inc	402,326,946.32	2.56
Morgan Stanley	887,000,000.00	5.63
Nestle SA	4,978,880.00	0.03
Northern Trust Corp	1,000,000.00	0.01
Procter & Gamble Co	9,972,160.00	0.06
Toyota Auto Receivables Owner Trust	178,811,938.31	1.14
Toyota Lease Owner Trust	19,024,096.09	0.12
Toyota Motor Corp	326,898,615.00	2.08
United States Treasury	3,796,515,950.00	24.14
Verizon Master Trust	52,110,593.00	0.33
Walmart Inc	19,913,785.00	0.13
Wells Fargo & Co	90,723,490.00	0.58
Total	\$15,722,505,801.00	100.00%

Managed Account Detail of Securities Held

For the Month Ending **December 31, 2024**

SAN BERNARDINO COUNTY - 76990800

Security Type/Description	Dated Date/Coupon/Maturity	CUSIP	Par	S&P Rating	Moody's Rating	Trade Date	Settle Date	Original Cost	YTM at Cost	Accrued Interest	Amortized Cost	Market Value
U.S. Treasury Bond / Note												
US TREASURY N/B DTD 01/31/2020 1.375% 01/31/2025		912828Z52	50,000,000.00	AA+	Aaa	10/27/21	10/28/21	50,845,703.13	0.85	287,703.80	50,021,302.35	49,882,250.00
US TREASURY N/B DTD 02/17/2015 2.000% 02/15/2025		912828J27	50,000,000.00	AA+	Aaa	12/19/19	12/20/19	50,576,171.88	1.76	377,717.39	50,013,762.07	49,857,400.00
US TREASURY N/B DTD 02/15/2022 1.500% 02/15/2025		91282CDZ1	50,000,000.00	AA+	Aaa	03/02/22	03/03/22	49,767,578.13	1.66	283,288.04	49,990,315.76	49,824,850.00
US TREASURY N/B DTD 03/15/2022 1.750% 03/15/2025		91282CED9	100,000,000.00	AA+	Aaa	05/02/23	05/03/23	95,890,625.00	4.06	522,099.45	99,560,140.21	99,496,100.00
US TREASURY N/B DTD 05/15/2015 2.125% 05/15/2025		912828XB1	50,000,000.00	AA+	Aaa	12/09/19	12/10/19	51,109,375.00	1.70	137,948.90	50,074,965.33	49,608,200.00
US TREASURY N/B DTD 05/16/2022 2.750% 05/15/2025		91282CEQ0	50,000,000.00	AA+	Aaa	06/09/22	06/10/22	49,652,343.75	3.00	178,522.10	49,956,461.74	49,725,000.00
US TREASURY N/B DTD 06/01/2020 0.250% 05/31/2025		912828ZT0	50,000,000.00	AA+	Aaa	11/22/21	11/24/21	48,667,968.75	1.02	10,989.01	49,844,388.87	49,188,650.00
US TREASURY N/B DTD 06/15/2022 2.875% 06/15/2025		91282CEU1	25,000,000.00	AA+	Aaa	04/17/23	04/18/23	24,354,492.19	4.14	33,567.99	24,865,007.87	24,849,025.00
US TREASURY N/B DTD 06/15/2022 2.875% 06/15/2025		91282CEU1	25,000,000.00	AA+	Aaa	04/18/23	04/19/23	24,353,515.63	4.14	33,567.99	24,864,632.08	24,849,025.00
US TREASURY N/B DTD 06/30/2020 0.250% 06/30/2025		912828ZW3	50,000,000.00	AA+	Aaa	11/22/21	11/24/21	48,605,468.75	1.04	345.30	49,808,968.32	49,043,450.00
US TREASURY N/B DTD 06/30/2020 0.250% 06/30/2025		912828ZW3	50,000,000.00	AA+	Aaa	01/24/22	01/25/22	48,166,015.63	1.35	345.30	49,736,328.13	49,043,450.00
US TREASURY N/B DTD 06/30/2020 0.250% 06/30/2025		912828ZW3	50,000,000.00	AA+	Aaa	06/09/22	06/10/22	45,994,140.63	3.01	345.30	49,353,893.65	49,043,450.00
US TREASURY N/B DTD 06/30/2020 0.250% 06/30/2025		912828ZW3	75,000,000.00	AA+	Aaa	01/26/22	01/27/22	72,058,593.75	1.43	517.96	74,576,437.50	73,565,175.00
US TREASURY N/B DTD 06/30/2020 0.250% 06/30/2025		912828ZW3	75,000,000.00	AA+	Aaa	01/31/22	02/01/22	71,976,562.50	1.47	517.96	74,562,876.50	73,565,175.00

Managed Account Detail of Securities Held

For the Month Ending **December 31, 2024**

SAN BERNARDINO COUNTY - 76990800

Security Type/Description Dated Date/Coupon/Maturity	CUSIP	Par	S&P Rating	Moody's Rating	Trade Date	Settle Date	Original Cost	YTM at Cost	Accrued Interest	Amortized Cost	Market Value
U.S. Treasury Bond / Note											
US TREASURY N/B DTD 07/15/2022 3.000% 07/15/2025	91282CEY3	50,000,000.00	AA+	Aaa	04/10/23	04/11/23	49,005,859.38	3.93	692,934.78	49,765,305.79	49,677,350.00
US TREASURY N/B DTD 07/31/2020 0.250% 07/31/2025	91282CAB7	50,000,000.00	AA+	Aaa	11/22/21	11/24/21	48,470,703.13	1.10	52,309.78	49,760,088.00	48,862,800.00
US TREASURY N/B DTD 07/31/2020 0.250% 07/31/2025	91282CAB7	50,000,000.00	AA+	Aaa	11/22/21	11/24/21	48,482,421.88	1.09	52,309.78	49,761,926.41	48,862,800.00
US TREASURY N/B DTD 08/31/2020 0.250% 08/31/2025	91282CAJ0	50,000,000.00	AA+	Aaa	01/18/22	01/19/22	47,859,375.00	1.47	42,472.38	49,607,552.08	48,696,300.00
US TREASURY N/B DTD 08/31/2020 0.250% 08/31/2025	91282CAJ0	50,000,000.00	AA+	Aaa	06/27/22	06/28/22	45,480,468.75	3.27	42,472.38	49,057,132.27	48,696,300.00
US TREASURY N/B DTD 08/31/2020 0.250% 08/31/2025	91282CAJ0	75,000,000.00	AA+	Aaa	03/10/22	03/11/22	70,769,531.25	1.94	63,708.56	74,193,243.94	73,044,450.00
US TREASURY N/B DTD 09/30/2020 0.250% 09/30/2025	91282CAM3	50,000,000.00	AA+	Aaa	03/14/22	03/15/22	46,951,171.88	2.04	31,936.81	49,359,628.38	48,546,500.00
US TREASURY N/B DTD 11/02/2020 0.250% 10/31/2025	91282CAT8	50,000,000.00	AA+	Aaa	04/05/22	04/06/22	45,789,062.50	2.75	21,408.84	49,021,538.30	48,388,300.00
US TREASURY N/B DTD 11/02/2020 0.250% 10/31/2025	91282CAT8	50,000,000.00	AA+	Aaa	09/27/22	09/28/22	44,087,890.63	4.38	21,408.84	48,413,313.43	48,388,300.00
US TREASURY N/B DTD 02/01/2021 0.375% 01/31/2026	91282CBH3	50,000,000.00	AA+	Aaa	10/05/22	10/06/22	44,132,812.50	4.20	78,464.67	48,089,415.45	47,974,600.00
US TREASURY N/B DTD 02/01/2021 0.375% 01/31/2026	91282CBH3	50,000,000.00	AA+	Aaa	10/11/22	10/12/22	43,957,031.25	4.34	78,464.67	48,022,392.17	47,974,600.00
US TREASURY N/B DTD 02/01/2021 0.375% 01/31/2026	91282CBH3	50,000,000.00	AA+	Aaa	01/03/23	01/04/23	44,566,406.25	4.18	78,464.67	48,088,807.18	47,974,600.00
US TREASURY N/B DTD 03/01/2021 0.500% 02/28/2026	91282CBO3	50,000,000.00	AA+	Aaa	10/24/22	10/25/22	43,773,437.50	4.55	84,944.75	47,844,651.44	47,902,350.00
US TREASURY N/B DTD 06/01/2021 0.750% 05/31/2026	91282CCF6	50,000,000.00	AA+	Aaa	09/29/22	09/30/22	44,224,609.38	4.18	32,967.03	47,778,695.92	47,619,150.00

Managed Account Detail of Securities Held

For the Month Ending **December 31, 2024**

SAN BERNARDINO COUNTY - 76990800

Security Type/Description Dated Date/Coupon/Maturity	CUSIP	Par	S&P Rating	Moody's Rating	Trade Date	Settle Date	Original Cost	YTM at Cost	Accrued Interest	Amortized Cost	Market Value
U.S. Treasury Bond / Note											
US TREASURY N/B DTD 05/31/2019 2.125% 05/31/2026	9128286X3	50,000,000.00	AA+	Aaa	11/01/22	11/02/22	46,298,828.13	4.38	93,406.59	48,540,502.67	48,550,800.00
US TREASURY N/B DTD 06/01/2021 0.750% 05/31/2026	91282CCF6	100,000,000.00	AA+	Aaa	04/05/24	04/08/24	92,113,281.25	4.66	65,934.07	94,812,694.56	95,238,300.00
US TREASURY N/B DTD 06/30/2021 0.875% 06/30/2026	91282CCJ8	50,000,000.00	AA+	Aaa	02/10/23	02/13/23	44,972,656.25	4.09	1,208.56	47,777,856.98	47,572,250.00
US TREASURY N/B DTD 06/30/2021 0.875% 06/30/2026	91282CCJ8	50,000,000.00	AA+	Aaa	02/14/23	02/15/23	44,855,468.75	4.18	1,208.56	47,722,364.31	47,572,250.00
US TREASURY N/B DTD 07/01/2019 1.875% 06/30/2026	9128287B0	50,000,000.00	AA+	Aaa	12/11/23	12/12/23	46,839,843.75	4.53	2,589.78	48,150,069.65	48,300,800.00
US TREASURY N/B DTD 07/01/2019 1.875% 06/30/2026	9128287B0	50,000,000.00	AA+	Aaa	12/11/23	12/12/23	46,843,750.00	4.52	2,589.78	48,152,356.34	48,300,800.00
US TREASURY N/B DTD 06/30/2021 0.875% 06/30/2026	91282CCJ8	100,000,000.00	AA+	Aaa	12/18/23	12/19/23	92,082,031.25	4.20	2,417.13	95,329,769.51	95,144,500.00
US TREASURY N/B DTD 08/02/2021 0.625% 07/31/2026	91282CCP4	50,000,000.00	AA+	Aaa	04/10/24	04/11/24	45,433,593.75	4.86	130,774.46	46,872,473.25	47,250,000.00
US TREASURY N/B DTD 08/02/2021 0.625% 07/31/2026	91282CCP4	100,000,000.00	AA+	Aaa	03/26/24	03/27/24	91,382,812.50	4.54	261,548.91	94,201,518.69	94,500,000.00
US TREASURY N/B DTD 08/02/2021 0.625% 07/31/2026	91282CCP4	100,000,000.00	AA+	Aaa	12/09/24	12/10/24	94,457,031.25	4.15	261,548.91	94,651,547.88	94,500,000.00
US TREASURY N/B DTD 08/31/2021 0.750% 08/31/2026	91282CCW9	50,000,000.00	AA+	Aaa	04/10/24	04/11/24	45,441,406.25	4.84	127,417.13	46,826,758.71	47,214,850.00
US TREASURY N/B DTD 08/31/2021 0.750% 08/31/2026	91282CCW9	100,000,000.00	AA+	Aaa	03/26/24	03/27/24	91,433,593.75	4.52	254,834.25	94,137,758.06	94,429,700.00
US TREASURY N/B DTD 09/30/2021 0.875% 09/30/2026	91282CCZ2	50,000,000.00	AA+	Aaa	04/10/24	04/11/24	45,474,609.38	4.80	111,778.85	46,804,131.01	47,181,650.00
US TREASURY N/B DTD 05/15/2017 2.375% 05/15/2027	912828X88	50,000,000.00	AA+	Aaa	09/27/22	09/28/22	46,058,593.75	4.27	154,178.18	47,984,985.21	47,878,900.00

Managed Account Detail of Securities Held

For the Month Ending **December 31, 2024**

SAN BERNARDINO COUNTY - 76990800

Security Type/Description Dated Date/Coupon/Maturity	CUSIP	Par	S&P Rating	Moody's Rating	Trade Date	Settle Date	Original Cost	YTM at Cost	Accrued Interest	Amortized Cost	Market Value
U.S. Treasury Bond / Note											
US TREASURY N/B DTD 05/15/2017 2.375% 05/15/2027	912828X88	50,000,000.00	AA+	Aaa	10/27/22	10/31/22	46,332,031.25	4.16	154,178.18	48,087,432.11	47,878,900.00
US TREASURY N/B DTD 06/30/2020 0.500% 06/30/2027	912828ZV5	50,000,000.00	AA+	Aaa	11/01/22	11/02/22	42,123,046.88	4.26	690.61	45,785,992.16	45,582,050.00
US TREASURY N/B DTD 06/30/2020 0.500% 06/30/2027	912828ZV5	50,000,000.00	AA+	Aaa	12/11/23	12/12/23	43,642,578.13	4.41	690.61	45,536,069.52	45,582,050.00
US TREASURY N/B DTD 06/30/2020 0.500% 06/30/2027	912828ZV5	50,000,000.00	AA+	Aaa	12/11/23	12/12/23	43,646,484.38	4.40	690.61	45,538,812.33	45,582,050.00
US TREASURY N/B DTD 06/30/2022 3.250% 06/30/2027	91282CEW7	50,000,000.00	AA+	Aaa	01/03/24	01/04/24	48,695,312.50	4.06	4,488.95	49,067,348.29	48,822,250.00
US TREASURY N/B DTD 06/30/2022 3.250% 06/30/2027	91282CEW7	50,000,000.00	AA+	Aaa	01/04/24	01/05/24	48,683,593.75	4.07	4,488.95	49,058,231.38	48,822,250.00
US TREASURY N/B DTD 06/30/2022 3.250% 06/30/2027	91282CEW7	50,000,000.00	AA+	Aaa	01/05/24	01/08/24	48,761,718.75	4.02	4,488.95	49,112,028.42	48,822,250.00
US TREASURY N/B DTD 06/30/2022 3.250% 06/30/2027	91282CEW7	100,000,000.00	AA+	Aaa	01/03/24	01/04/24	97,406,250.00	4.05	8,977.90	98,145,866.06	97,644,500.00
US TREASURY N/B DTD 07/31/2020 0.375% 07/31/2027	91282CAD3	50,000,000.00	AA+	Aaa	09/26/22	09/27/22	41,859,375.00	4.12	78,464.67	45,667,235.22	45,279,300.00
US TREASURY N/B DTD 08/15/2017 2.250% 08/15/2027	9128282R0	50,000,000.00	AA+	Aaa	11/03/22	11/04/22	45,289,062.50	4.46	424,932.07	47,419,108.17	47,521,500.00
US TREASURY N/B DTD 08/31/2022 3.125% 08/31/2027	91282CFH9	50,000,000.00	AA+	Aaa	12/09/24	12/10/24	48,761,718.75	4.09	530,904.70	48,787,907.27	48,554,700.00
US TREASURY N/B DTD 05/31/2022 2.750% 05/31/2029	91282CES6	50,000,000.00	AA+	Aaa	05/07/24	05/08/24	46,132,812.50	4.47	120,879.12	46,583,063.49	46,742,200.00
US TREASURY N/B DTD 06/30/2022 3.250% 06/30/2029	91282CEV9	50,000,000.00	AA+	Aaa	05/07/24	05/08/24	47,201,171.88	4.48	4,488.95	47,519,422.65	47,705,100.00
US TREASURY N/B DTD 11/30/2022 3.875% 11/30/2029	91282CFY2	100,000,000.00	AA+	Aaa	07/01/24	07/02/24	97,296,875.00	4.44	340,659.34	97,520,926.70	97,742,200.00

Managed Account Detail of Securities Held

For the Month Ending **December 31, 2024**

SAN BERNARDINO COUNTY - 76990800

Security Type/Description Dated Date/Coupon/Maturity	CUSIP	Par	S&P Rating	Moody's Rating	Trade Date	Settle Date	Original Cost	YTM at Cost	Accrued Interest	Amortized Cost	Market Value
U.S. Treasury Bond / Note											
US TREASURY N/B DTD 02/18/2020 1.500% 02/15/2030	912828Z94	50,000,000.00	AA+	Aaa	11/07/24	11/08/24	43,537,109.38	4.26	283,288.04	43,698,099.36	43,410,150.00
US TREASURY N/B DTD 05/31/2023 3.750% 05/31/2030	91282CHF1	50,000,000.00	AA+	Aaa	12/09/24	12/10/24	49,179,687.50	4.09	164,835.16	49,187,922.95	48,388,650.00
US TREASURY N/B DTD 05/31/2023 3.750% 05/31/2030	91282CHF1	50,000,000.00	AA+	Aaa	12/18/24	12/19/24	48,708,984.38	4.29	164,835.16	48,716,647.55	48,388,650.00
Security Type Sub-Total		3,375,000,000.00					3,160,514,648.54	3.56	7,005,161.56	3,263,390,071.60	3,250,253,150.00
U.S. Treasury Bill											
TREASURY BILL DTD 07/05/2024 0.000% 01/02/2025	912797LR6	50,000,000.00	A-1+	P-1	08/15/24	08/16/24	49,064,645.83	4.85	0.00	49,993,270.83	50,000,000.00
TREASURY BILL DTD 07/05/2024 0.000% 01/02/2025	912797LR6	50,000,000.00	A-1+	P-1	08/30/24	09/03/24	49,196,358.34	4.78	0.00	49,993,358.47	50,000,000.00
TREASURY BILL DTD 07/05/2024 0.000% 01/02/2025	912797LR6	50,000,000.00	A-1+	P-1	09/03/24	09/03/24	49,206,250.00	4.72	0.00	49,993,440.14	50,000,000.00
TREASURY BILL DTD 07/05/2024 0.000% 01/02/2025	912797LR6	50,000,000.00	A-1+	P-1	09/04/24	09/05/24	49,215,013.19	4.75	0.00	49,993,403.47	50,000,000.00
TREASURY BILL DTD 09/24/2024 0.000% 01/21/2025	912797MY0	100,000,000.00	A-1+	P-1	10/28/24	10/29/24	98,950,000.00	4.50	0.00	99,750,005.55	99,776,100.00
TREASURY BILL DTD 04/18/2024 0.000% 04/17/2025	912797KS5	50,000,000.00	A-1+	P-1	09/05/24	09/06/24	48,690,959.03	4.23	0.00	49,377,780.00	49,393,200.00
TREASURY BILL DTD 04/18/2024 0.000% 04/17/2025	912797KS5	100,000,000.00	A-1+	P-1	09/30/24	10/01/24	97,887,450.00	3.84	0.00	98,869,038.88	98,786,400.00
TREASURY BILL DTD 11/29/2024 0.000% 05/29/2025	912797NN3	100,000,000.00	A-1+	P-1	12/09/24	12/10/24	98,012,888.89	4.21	0.00	98,270,085.55	98,307,100.00
Security Type Sub-Total		550,000,000.00					540,223,565.28	4.40	0.00	546,240,382.89	546,262,800.00
Supra-National Discount Note											

Managed Account Detail of Securities Held

For the Month Ending **December 31, 2024**

SAN BERNARDINO COUNTY - 76990800

Security Type/Description Dated Date/Coupon/Maturity	CUSIP	Par	S&P Rating	Moody's Rating	Trade Date	Settle Date	Original Cost	YTM at Cost	Accrued Interest	Amortized Cost	Market Value
Supra-National Discount Note											
IADB DISCOUNT NOTE DTD 02/05/2024 0.000% 02/03/2025	45818LBK5	50,000,000.00	A-1+	P-1	11/21/24	11/25/24	49,566,400.00	4.46	0.00	49,795,588.57	49,800,500.00
IADB DISCOUNT NOTE DTD 02/07/2024 0.000% 02/07/2025	45818LBP4	50,000,000.00	A-1+	P-1	11/22/24	11/25/24	49,540,583.33	4.47	0.00	49,770,291.67	49,777,000.00
Security Type Sub-Total		100,000,000.00					99,106,983.33	4.46	0.00	99,565,880.24	99,577,500.00
Supra-National Agency Bond / Note											
INTL FINANCE CORP DTD 09/15/2022 3.625% 09/15/2025	45950KDA5	20,000,000.00	AAA	Aaa	09/07/22	09/15/22	19,992,200.00	3.64	213,472.22	19,998,165.40	19,875,980.00
INTL BK RECON & DEVELOP DTD 04/10/2024 4.750% 04/10/2026	459058LE1	10,000,000.00	AAA	Aaa	04/03/24	04/10/24	9,997,400.00	4.76	106,875.00	9,998,326.38	10,039,310.00
INTER-AMERICAN DEVEL BK DTD 07/06/2023 4.500% 05/15/2026	4581X0EK0	15,000,000.00	AAA	Aaa	06/27/23	07/06/23	14,988,450.00	4.77	86,250.00	14,994,455.10	15,021,870.00
Security Type Sub-Total		45,000,000.00					44,978,050.00	4.27	406,597.22	44,990,946.88	44,937,160.00
Repurchase Agreement											
CANTOR FITZGERALD & CO DTD 12/26/2024 4.550% 01/02/2025	RPEK4QJE6	100,000,000.00	NR	NR	12/26/24	12/26/24	100,000,000.00	4.55	75,833.33	100,000,000.00	100,000,000.00
Security Type Sub-Total		100,000,000.00					100,000,000.00	4.55	75,833.33	100,000,000.00	100,000,000.00
Money Market Mutual Fund											
NRTHRN INST US GOVT SEL-SHR DTD 01/01/2010 0.000% --	665278701	1,000,000.00	NR	NR	02/28/22	02/28/22	1,000,000.00	4.37	0.00	1,000,000.00	1,000,000.00
FH GOVERNMENT OBLIGATION-PRE DTD 01/01/2010 0.000% --	608919718	1,000,000.00	NR	NR	12/06/24	12/06/24	1,000,000.00	4.35	0.00	1,000,000.00	1,000,000.00
FIDELITY INV MMKT GOVT-INST DTD 08/09/2017 0.000% --	31607A703	3,000,000.00	NR	NR	12/06/24	12/06/24	3,000,000.00	4.38	0.00	3,000,000.00	3,000,000.00
MSILF GOVERNMENT-INST DTD 01/01/2010 0.000% --	61747C707	887,000,000.00	NR	NR	12/27/24	12/27/24	887,000,000.00	4.43	0.00	887,000,000.00	887,000,000.00

Managed Account Detail of Securities Held

For the Month Ending **December 31, 2024**

SAN BERNARDINO COUNTY - 76990800

Security Type/Description Dated Date/Coupon/Maturity	CUSIP	Par	S&P Rating	Moody's Rating	Trade Date	Settle Date	Original Cost	YTM at Cost	Accrued Interest	Amortized Cost	Market Value
---	-------	-----	---------------	-------------------	---------------	----------------	------------------	----------------	---------------------	-------------------	-----------------

Money Market Mutual Fund

Security Type Sub-Total		892,000,000.00					892,000,000.00	4.43	0.00	892,000,000.00	892,000,000.00
--------------------------------	--	-----------------------	--	--	--	--	-----------------------	-------------	-------------	-----------------------	-----------------------

Joint Powers Authority

INVESTMENT TRUST OF CA DTD 01/01/2010 0.000%	CALTRUST3	10,000,000.00	NR	NR	08/26/21	08/26/21	10,000,000.00	4.62	0.00	10,000,000.00	10,000,000.00
CALIFORNIA ASSET MGMT DTD 01/01/2010 0.000%	CAMPMPF025	17,000,000.00	NR	NR	06/01/23	06/01/23	17,000,000.00	4.65	0.00	17,000,000.00	17,000,000.00
CALIFORNIA ASSET MGMT DTD 01/01/2010 0.000%	CAMPMPF025	30,000,000.00	NR	NR	08/13/24	08/13/24	30,000,000.00	4.65	0.00	30,000,000.00	30,000,000.00
CALIFORNIA ASSET MGMT DTD 01/01/2010 0.000%	CAMPMPF025	33,000,000.00	NR	NR	06/27/23	06/27/23	33,000,000.00	4.65	0.00	33,000,000.00	33,000,000.00
CALIFORNIA ASSET MGMT DTD 01/01/2010 0.000%	CAMPMPF025	35,000,000.00	NR	NR	01/26/24	01/26/24	35,000,000.00	4.65	0.00	35,000,000.00	35,000,000.00
CALIFORNIA ASSET MGMT DTD 01/01/2010 0.000%	CAMPMPF025	47,000,000.00	NR	NR	02/26/24	02/26/24	47,000,000.00	4.65	0.00	47,000,000.00	47,000,000.00
CALIFORNIA ASSET MGMT DTD 01/01/2010 0.000%	CAMPMPF025	56,000,000.00	NR	NR	06/27/23	06/27/23	56,000,000.00	4.65	0.00	56,000,000.00	56,000,000.00
CALIFORNIA ASSET MGMT DTD 01/01/2010 0.000%	CAMPMPF025	73,000,000.00	NR	NR	06/17/24	06/17/24	73,000,000.00	4.65	0.00	73,000,000.00	73,000,000.00
CALIFORNIA ASSET MGMT DTD 01/01/2010 0.000%	CAMPMPF025	75,000,000.00	NR	NR	06/26/23	06/26/23	75,000,000.00	4.65	0.00	75,000,000.00	75,000,000.00
CALIFORNIA ASSET MGMT DTD 01/01/2010 0.000%	CAMPMPF025	100,000,000.00	NR	NR	08/09/24	08/09/24	100,000,000.00	4.65	0.00	100,000,000.00	100,000,000.00
CALIFORNIA ASSET MGMT DTD 01/01/2010 0.000%	CAMPMPF025	150,000,000.00	NR	NR	06/30/23	06/30/23	150,000,000.00	4.65	0.00	150,000,000.00	150,000,000.00

Security Type Sub-Total		626,000,000.00					626,000,000.00	4.65	0.00	626,000,000.00	626,000,000.00
--------------------------------	--	-----------------------	--	--	--	--	-----------------------	-------------	-------------	-----------------------	-----------------------

Federal Agency Mortgage-Backed Security

Managed Account Detail of Securities Held

For the Month Ending **December 31, 2024**

SAN BERNARDINO COUNTY - 76990800

Security Type/Description	CUSIP	Par	S&P Rating	Moody's Rating	Trade Date	Settle Date	Original Cost	YTM at Cost	Accrued Interest	Amortized Cost	Market Value
Dated Date/Coupon/Maturity											
Federal Agency Mortgage-Backed Security											
FR WN1252 DTD 06/01/2023 4.500% 03/01/2028	3132XFMA3	9,786,000.00	AA+	Aaa	06/15/23	06/21/23	9,642,268.13	4.84	37,920.75	9,688,553.25	9,715,159.15
FR WN1245 DTD 06/01/2023 4.350% 03/01/2028	3132XFL30	25,000,000.00	AA+	Aaa	06/06/23	06/09/23	24,512,695.30	4.80	93,645.83	24,671,883.35	24,738,350.00
FR WN1255 DTD 07/01/2023 4.670% 04/01/2028	3132XFMD7	21,000,000.00	AA+	Aaa	07/20/23	07/25/23	20,547,187.50	5.19	84,449.17	20,684,387.60	20,556,249.00
FR WN2390 DTD 07/01/2023 4.920% 04/01/2028	3132XGUQ7	51,524,000.00	AA+	Aaa	07/13/23	07/18/23	51,493,810.13	4.93	218,290.01	51,503,041.94	51,525,494.20
FR WN2389 DTD 07/01/2023 4.650% 05/01/2028	3132XGUP9	43,850,000.00	AA+	Aaa	07/18/23	07/21/23	44,062,398.44	4.54	175,582.71	43,998,798.88	43,838,292.05
FR WN2432 DTD 09/01/2023 5.050% 05/01/2028	3132XGV29	49,502,000.00	AA+	Aaa	09/13/23	09/18/23	48,662,786.41	5.46	215,264.95	48,871,468.82	49,067,669.45
FR WN2578 DTD 04/01/2024 4.360% 05/01/2028	3132XG2L9	51,314,000.00	AA+	Aaa	04/11/24	04/16/24	49,772,575.55	5.17	192,655.56	50,014,481.16	50,921,242.64
FR WN1250 DTD 06/01/2023 4.400% 05/01/2028	3132XFL89	75,000,000.00	AA+	Aaa	06/15/23	06/21/23	73,848,632.78	4.75	284,166.67	74,206,835.85	74,099,175.00
FR WN2458 DTD 10/01/2023 5.060% 06/01/2028	3132XGWU6	24,652,000.00	AA+	Aaa	10/17/23	10/20/23	23,942,292.02	5.76	107,414.24	24,105,424.63	24,772,942.71
FR WN1268 DTD 10/01/2023 4.620% 06/01/2028	3132XFMS4	33,378,000.00	AA+	Aaa	10/05/23	10/11/23	32,041,576.16	5.59	132,788.81	32,354,485.26	33,165,048.36
FR WN2409 DTD 08/01/2023 4.900% 06/01/2028	3132XGVB9	42,540,000.00	AA+	Aaa	08/03/23	08/08/23	41,659,289.02	5.38	179,495.17	41,912,190.85	41,959,456.62
FR WN2382 DTD 07/01/2023 4.340% 06/01/2028	3132XGUG9	50,000,000.00	AA+	Aaa	08/18/23	08/23/23	48,044,921.85	5.25	186,861.11	48,594,511.10	49,341,400.00
FR WN1292 DTD 01/01/2024 4.300% 11/01/2028	3132XFNJ3	35,250,000.00	AA+	Aaa	01/17/24	01/22/24	34,948,447.25	4.50	130,522.92	35,001,930.49	34,849,031.25
FR WN2514 DTD 01/01/2024 4.450% 11/01/2028	3132XGYL4	75,000,000.00	AA+	Aaa	01/17/24	01/22/24	74,463,867.15	4.61	287,395.83	74,558,706.00	74,023,650.00

Managed Account Detail of Securities Held

For the Month Ending **December 31, 2024**

SAN BERNARDINO COUNTY - 76990800

Security Type/Description	CUSIP	Par	S&P Rating	Moody's Rating	Trade Date	Settle Date	Original Cost	YTM at Cost	Accrued Interest	Amortized Cost	Market Value
Federal Agency Mortgage-Backed Security											
FR WN2594 DTD 07/01/2024 4.740% 06/01/2029	3132XG3C8	26,475,000.00	AA+	Aaa	07/09/24	07/12/24	26,327,112.30	4.87	108,062.13	26,339,683.55	26,234,024.55
FR WN2595 DTD 07/01/2024 4.550% 06/01/2029	3132XG3D6	34,950,000.00	AA+	Aaa	07/11/24	07/16/24	34,999,148.44	4.52	136,936.04	34,995,180.18	34,794,856.95
FR WN2337 DTD 04/01/2023 4.350% 01/01/2030	3132XGS31	62,975,000.00	AA+	Aaa	08/22/23	08/25/23	59,452,335.94	5.39	235,893.85	60,195,925.97	61,266,110.40
FR WN2398 DTD 07/01/2023 5.030% 02/01/2030	3132XGUY0	15,656,000.00	AA+	Aaa	07/18/23	07/21/23	15,802,775.00	4.86	67,812.22	15,770,510.07	15,716,134.70
FR WN2397 DTD 07/01/2023 5.000% 02/01/2030	3132XGUX2	33,757,000.00	AA+	Aaa	07/18/23	07/21/23	34,087,976.82	4.83	145,342.64	34,015,219.55	33,897,226.58
FR WN2446 DTD 10/01/2023 4.890% 02/01/2030	3132XGWW7	39,700,000.00	AA+	Aaa	10/05/23	10/11/23	38,307,398.44	5.54	167,170.08	38,537,280.53	39,637,710.70
FR WN2405 DTD 07/01/2023 4.310% 04/01/2030	3132XGU79	26,814,000.00	AA+	Aaa	07/20/23	07/25/23	26,363,608.57	4.60	99,517.18	26,459,677.44	26,227,872.77
FR WN2392 DTD 07/01/2023 4.050% 04/01/2030	3132XGUS3	30,193,000.00	AA+	Aaa	07/13/23	07/18/23	29,460,583.85	4.46	105,298.09	29,618,439.77	29,152,639.80
FR WN2404 DTD 07/01/2023 4.320% 04/01/2030	3132XGU61	30,648,000.00	AA+	Aaa	09/14/23	09/19/23	29,581,305.94	4.94	114,010.56	29,762,070.28	29,968,043.47
FR WN2415 DTD 08/01/2023 4.640% 05/01/2030	3132XGVH6	24,795,000.00	AA+	Aaa	08/08/23	08/11/23	24,740,760.94	4.68	99,069.80	24,751,897.54	24,623,319.42
FR WN2460 DTD 10/01/2023 4.340% 06/01/2030	3132XGWW2	9,385,000.00	AA+	Aaa	10/17/23	10/20/23	8,691,756.44	5.67	35,073.83	8,797,258.75	9,195,807.79
FR WN2421 DTD 09/01/2023 4.020% 06/01/2030	3132XGVP8	32,235,000.00	AA+	Aaa	09/21/23	09/26/23	30,224,090.02	5.12	111,586.83	30,531,410.00	31,100,779.29
FR WN2442 DTD 09/01/2023 4.230% 06/01/2030	3132XGWC6	59,832,000.00	AA+	Aaa	09/26/23	09/28/23	55,984,989.38	5.38	217,938.06	56,566,307.51	58,097,829.31
FR WN2459 DTD 10/01/2023 5.260% 07/01/2030	3132XGWW4	46,801,000.00	AA+	Aaa	10/17/23	10/20/23	45,534,082.28	5.74	211,982.53	45,723,647.95	47,416,994.76

Managed Account Detail of Securities Held

For the Month Ending **December 31, 2024**

SAN BERNARDINO COUNTY - 76990800

Security Type/Description Dated Date/Coupon/Maturity	CUSIP	Par	S&P Rating	Moody's Rating	Trade Date	Settle Date	Original Cost	YTM at Cost	Accrued Interest	Amortized Cost	Market Value
Federal Agency Mortgage-Backed Security											
FR WN1286 DTD 12/01/2023 4.800% 11/01/2030	3132XFNC8	35,000,000.00	AA+	Aaa	01/03/24	01/08/24	35,623,437.50	4.50	144,666.67	35,546,179.48	35,020,475.00
FR WN1478 DTD 12/01/2024 4.250% 11/01/2030	3132XFUC0	64,136,000.00	AA+	Aaa	12/10/24	12/13/24	62,592,727.50	4.71	234,719.94	62,604,045.64	61,438,632.25
FR WN3235 DTD 04/01/2024 3.150% 01/01/2031	3132XHSZ8	74,144,291.25	AA+	Aaa	04/09/24	04/12/24	67,662,458.29	4.65	201,116.39	68,255,582.00	67,942,788.59
FR WN1331 DTD 04/01/2024 4.200% 02/01/2031	3132XFPR3	71,842,000.00	AA+	Aaa	04/11/24	04/16/24	68,858,873.02	4.91	259,828.57	69,121,994.42	69,358,853.11
FR WN2592 DTD 07/01/2024 4.380% 04/01/2031	3132XG3A2	50,202,000.00	AA+	Aaa	07/09/24	07/12/24	49,421,515.78	4.65	189,345.21	49,467,824.06	49,139,022.85
FR WN1367 DTD 07/01/2024 4.380% 05/01/2031	3132XFOV3	32,500,000.00	AA+	Aaa	07/16/24	07/19/24	32,313,378.91	4.48	122,579.17	32,324,098.46	31,649,832.50

Security Type Sub-Total		1,389,836,291.25					1,353,673,063.05	4.97	5,334,403.52	1,359,550,932.33	1,364,452,115.22
--------------------------------	--	-------------------------	--	--	--	--	-------------------------	-------------	---------------------	-------------------------	-------------------------

Federal Agency Discount Note											
FED HOME LN DISCOUNT NT DTD 05/01/2024 0.000% 05/01/2025	313385FA9	50,000,000.00	A-1+	P-1	10/02/24	10/03/24	48,811,458.34	4.08	0.00	49,320,833.34	49,306,750.00
FED HOME LN DISCOUNT NT DTD 05/14/2024 0.000% 05/14/2025	313385FP6	50,000,000.00	A-1+	P-1	11/08/24	11/12/24	48,914,700.00	4.27	0.00	49,211,230.05	49,232,300.00
FED HOME LN DISCOUNT NT DTD 05/29/2024 0.000% 05/29/2025	313385GE0	50,000,000.00	A-1+	P-1	10/29/24	10/30/24	48,763,305.55	4.22	0.00	49,132,555.55	49,146,350.00
FED HOME LN DISCOUNT NT DTD 08/01/2024 0.000% 08/01/2025	313385JW7	50,000,000.00	A-1+	P-1	12/06/24	12/09/24	48,666,701.39	4.09	0.00	48,797,194.44	48,798,900.00
FED HOME LN DISCOUNT NT DTD 08/01/2024 0.000% 08/01/2025	313385JW7	50,000,000.00	A-1+	P-1	12/10/24	12/11/24	48,671,600.00	4.10	0.00	48,791,327.04	48,798,900.00
FED HOME LN DISCOUNT NT DTD 08/01/2024 0.000% 08/01/2025	313385JW7	100,000,000.00	A-1+	P-1	12/26/24	12/27/24	97,510,527.78	4.13	0.00	97,567,888.89	97,597,800.00

Security Type Sub-Total		350,000,000.00					341,338,293.06	4.15	0.00	342,821,029.31	342,881,000.00
--------------------------------	--	-----------------------	--	--	--	--	-----------------------	-------------	-------------	-----------------------	-----------------------

Managed Account Detail of Securities Held

For the Month Ending **December 31, 2024**

SAN BERNARDINO COUNTY - 76990800

Security Type/Description	Dated Date/Coupon/Maturity	CUSIP	Par	S&P Rating	Moody's Rating	Trade Date	Settle Date	Original Cost	YTM at Cost	Accrued Interest	Amortized Cost	Market Value
Federal Agency Commercial Mortgage-Backed Security												
FHMS K045 A2 DTD 05/01/2015 3.023% 01/01/2025		3137BHXJ1	11,921,636.75	AA+	Aaa	12/14/20	12/17/20	13,097,501.30	0.60	30,032.59	11,940,730.62	11,884,786.97
FHMS K046 A2 DTD 06/01/2015 3.205% 03/01/2025		3137BJP64	44,525,453.50	AA+	Aaa	10/11/22	10/14/22	43,076,636.99	4.60	118,920.07	44,387,314.34	44,323,753.19
FHMS K732 AM DTD 06/01/2018 3.700% 05/01/2025		3137FG7G4	25,000,000.00	AA+	Aaa	03/02/22	03/07/22	26,244,140.63	2.11	77,083.33	25,154,711.78	24,829,225.00
FHMS K047 A2 DTD 07/01/2015 3.329% 05/01/2025		3137BKRJ1	69,817,955.25	AA+	Aaa	05/26/22	06/01/22	70,477,953.11	3.00	193,686.64	69,906,446.57	69,393,043.17
FHMS K049 A2 DTD 10/01/2015 3.010% 07/01/2025		3137BLMZ8	9,835,839.30	AA+	Aaa	04/27/22	05/02/22	9,859,660.47	2.93	24,671.56	9,840,017.73	9,748,634.75
FHMS K733 A2 DTD 11/01/2018 3.750% 08/01/2025		3137FJXO7	3,089,748.20	AA+	Aaa	10/28/21	11/02/21	3,354,187.18	1.45	9,655.46	3,134,816.46	3,069,445.46
FHMS K050 A2 DTD 11/01/2015 3.334% 08/01/2025		3137BLW95	28,767,135.00	AA+	Aaa	03/17/22	03/21/22	29,588,571.54	2.47	79,924.69	28,922,901.73	28,525,548.60
FHMS K051 A2 DTD 12/01/2015 3.308% 09/01/2025		3137BM7C4	48,351,088.00	AA+	Aaa	05/16/22	05/19/22	48,770,382.59	3.04	133,287.83	48,442,873.83	47,902,486.60
FHMS KL1P A2P DTD 06/01/2017 2.700% 10/01/2025		3137BYLE8	25,000,000.00	AA+	Aaa	04/27/21	04/30/21	26,863,281.25	0.98	56,250.00	25,339,197.93	24,601,000.00
FHMS KL4F A2AS DTD 01/01/2019 3.683% 10/01/2025		3137FKSO0	60,000,000.00	AA+	Aaa	06/10/21	06/15/21	65,231,250.00	1.62	184,150.00	60,979,609.86	59,465,760.00
FRESB 2021-SB82 A5F DTD 01/01/2021 0.670% 11/01/2025		30318CAA5	1,088,064.49	AA+	Aaa	01/13/21	01/22/21	1,093,400.37	0.57	607.50	1,089,056.36	1,055,589.03
FRESB 2021-SB82 A5F DTD 01/01/2021 0.670% 11/01/2025		30318CAA5	2,538,817.25	AA+	Aaa	01/13/21	01/22/21	2,551,267.65	0.57	1,417.51	2,541,131.61	2,463,041.17
FHMS K053 A2 DTD 03/01/2016 2.995% 12/01/2025		3137BN6G4	59,300,000.00	AA+	Aaa	04/04/23	04/06/23	57,504,785.16	4.17	148,002.92	58,650,861.99	58,498,264.00
FRESB 2021-SB83 A5F DTD 02/01/2021 0.630% 01/01/2026		30318NAA1	3,117,162.74	AA+	Aaa	02/10/21	02/19/21	3,131,800.92	0.53	1,636.51	3,120,327.75	3,007,787.74

Managed Account Detail of Securities Held

For the Month Ending **December 31, 2024**

SAN BERNARDINO COUNTY - 76990800

Security Type/Description	Dated Date/Coupon/Maturity	CUSIP	Par	S&P Rating	Moody's Rating	Trade Date	Settle Date	Original Cost	YTM at Cost	Accrued Interest	Amortized Cost	Market Value
Federal Agency Commercial Mortgage-Backed Security												
FHMS K055 A2	DTD 06/01/2016 2.673% 03/01/2026	3137BPW21	82,925,084.96	AA+	Aaa	06/23/22	06/28/22	80,680,277.00	3.46	184,715.63	82,185,148.24	81,202,399.24
FHMS KJ34 A1	DTD 07/01/2021 0.681% 06/01/2026	3137H1LS3	1,088,441.97	AA+	Aaa	07/20/21	07/29/21	1,088,428.90	0.68	617.69	1,088,438.01	1,074,879.98
FHMS K736 A2	DTD 09/01/2019 2.282% 07/01/2026	3137FNWX4	14,948,612.25	AA+	Aaa	12/08/21	12/13/21	15,505,681.63	1.45	28,427.28	15,137,653.83	14,509,765.84
FHMS KJ21 A2	DTD 09/01/2018 3.700% 09/01/2026	3137FHGE7	7,566,717.05	AA+	Aaa	12/01/22	12/06/22	7,414,200.43	4.27	23,330.71	7,497,198.88	7,491,526.59
FHMS K737 A2	DTD 01/01/2020 2.525% 10/01/2026	3137FOXJ7	8,250,000.00	AA+	Aaa	06/28/21	06/30/21	8,815,898.44	1.18	17,359.38	8,443,262.44	7,976,281.50
FHMS K062 A2	DTD 02/01/2017 3.413% 12/01/2026	3137BUX60	10,000,000.00	AA+	Aaa	01/20/22	01/25/22	10,750,000.00	1.80	28,441.67	10,302,542.37	9,786,630.00
FHMS K062 A2	DTD 02/01/2017 3.413% 12/01/2026	3137BUX60	18,867,855.00	AA+	Aaa	01/20/22	01/25/22	20,306,528.94	1.77	53,663.32	19,448,201.43	18,465,271.58
FRESB 2022-SB97 A5F	DTD 04/01/2022 1.780% 02/01/2027	30311SAA7	20,854,333.52	AA+	Aaa	04/13/22	04/22/22	20,027,834.58	2.65	30,933.93	20,487,316.77	19,658,087.24
FHMS K065 A2	DTD 07/01/2017 3.243% 04/01/2027	3137F1G44	5,000,000.00	AA+	Aaa	04/10/23	04/13/23	4,834,375.00	4.13	13,512.50	4,904,868.29	4,854,000.00
FHMS KJ39 A1	DTD 04/01/2022 2.750% 04/01/2027	3137H73W1	32,938,466.83	AA+	Aaa	04/13/22	04/21/22	32,933,031.97	2.75	75,483.99	32,935,954.25	32,390,667.18
FHMS K065 A2	DTD 07/01/2017 3.243% 04/01/2027	3137F1G44	50,000,000.00	AA+	Aaa	04/19/22	04/22/22	50,287,109.38	3.12	135,125.00	50,132,805.95	48,540,000.00
FRESB 2022-SB103 A5F	DTD 10/01/2022 2.080% 06/01/2027	30329MAA0	7,729,027.57	AA+	Aaa	10/19/22	10/28/22	6,924,335.31	4.60	13,396.98	7,300,050.30	7,217,713.75
FHMS K066 A2	DTD 08/01/2017 3.117% 06/01/2027	3137F2LJ3	36,557,817.00	AA+	Aaa	02/15/22	02/18/22	38,105,812.06	2.28	94,958.93	37,275,983.84	35,351,738.06
FHMS K068 A2	DTD 10/01/2017 3.244% 08/01/2027	3137FBBX3	81,306,000.00	AA+	Aaa	06/29/22	06/30/22	79,984,777.50	3.59	219,797.22	80,626,514.13	78,586,151.69

Managed Account Detail of Securities Held

For the Month Ending **December 31, 2024**

SAN BERNARDINO COUNTY - 76990800

Security Type/Description	Dated Date/Coupon/Maturity	CUSIP	Par	S&P Rating	Moody's Rating	Trade Date	Settle Date	Original Cost	YTM at Cost	Accrued Interest	Amortized Cost	Market Value
Federal Agency Commercial Mortgage-Backed Security												
FHMS K739 A2 DTD 11/01/2020 1.336% 09/01/2027		3137F64P9	12,000,000.00	AA+	Aaa	10/04/22	10/07/22	10,481,250.00	4.15	13,360.00	11,164,177.85	11,096,340.00
FHMS K740 A2 DTD 11/01/2020 1.470% 09/01/2027		3137F72B0	22,000,000.00	AA+	Aaa	10/04/22	10/07/22	19,243,125.00	4.27	26,950.00	20,482,793.61	20,255,532.00
FRESB 2022-SB104 A5F DTD 11/01/2022 2.600% 09/01/2027		30329QAA1	24,724,950.60	AA+	Aaa	11/08/22	11/18/22	22,569,874.45	4.60	53,570.73	23,511,101.16	23,323,738.20
FHMS KGX1 AFX DTD 12/01/2017 3.000% 10/01/2027		3137FCKD5	70,500,000.00	AA+	Aaa	01/04/23	01/09/23	66,468,281.25	4.32	176,250.00	68,131,423.63	67,315,867.50
FHMS K072 A2 DTD 01/01/2018 3.444% 12/01/2027		3137FEBO2	12,923,000.00	AA+	Aaa	03/28/23	03/31/23	12,499,973.67	4.22	37,089.01	12,656,374.24	12,500,792.67
FRESB 2023-SB105 A5F DTD 05/01/2023 3.740% 04/01/2028		30332AAA1	33,092,308.86	AA+	Aaa	05/18/23	05/25/23	32,265,696.07	4.31	103,137.70	32,534,695.44	32,129,984.51
FRESB 2023-SB106 A5F DTD 06/01/2023 3.960% 05/01/2028		35802AAE3	13,859,132.81	AA+	Aaa	06/22/23	06/29/23	13,450,149.79	4.64	45,735.14	13,575,670.05	13,548,715.95
FRESB 2023-SB107 A5F DTD 07/01/2023 4.090% 05/01/2028		30332EAA3	24,913,136.29	AA+	Aaa	07/13/23	07/20/23	24,371,499.80	4.59	84,912.27	24,533,214.75	24,307,846.73
FHMS K079 AM DTD 08/01/2018 3.930% 06/01/2028		3137FGZU2	11,350,000.00	AA+	Aaa	04/12/23	04/17/23	11,269,308.59	4.08	37,171.25	11,295,831.34	11,065,273.90
FRESB 2023-SB108 A5F DTD 08/01/2023 4.250% 06/01/2028		30333AAA0	24,856,202.68	AA+	Aaa	08/09/23	08/17/23	24,320,501.81	4.75	88,032.38	24,471,895.51	24,376,825.96
FHMS K505 A2 DTD 07/01/2023 4.819% 06/01/2028		3137HACX2	75,000,000.00	AA+	Aaa	07/13/23	07/20/23	75,749,100.00	4.59	301,187.50	75,529,223.25	75,170,775.00
FHMS K079 A2 DTD 08/01/2018 3.926% 06/01/2028		3137FGZT5	100,000,000.00	AA+	Aaa	05/24/23	05/30/23	98,417,968.75	4.28	327,166.67	98,912,949.40	97,593,100.00
FNA 2023-M5 2A2 DTD 07/01/2023 4.500% 07/01/2028		3136BOCS6	8,816,202.80	AA+	Aaa	07/18/23	07/31/23	8,795,539.82	4.55	33,060.76	8,801,413.91	8,720,353.04
FNA 2023-M6 A2 DTD 07/01/2023 4.181% 07/01/2028		3136BODE6	23,888,497.50	AA+	Aaa	07/17/23	07/31/23	23,470,448.79	4.59	83,231.51	23,589,292.06	23,415,815.80

Managed Account Detail of Securities Held

For the Month Ending **December 31, 2024**

SAN BERNARDINO COUNTY - 76990800

Security Type/Description	CUSIP	Par	S&P Rating	Moody's Rating	Trade Date	Settle Date	Original Cost	YTM at Cost	Accrued Interest	Amortized Cost	Market Value
Dated Date/Coupon/Maturity											
Federal Agency Commercial Mortgage-Backed Security											
FHMS KJ47 A1 DTD 09/01/2023 5.272% 08/01/2028	3137HAMN3	10,346,687.67	AA+	Aaa	09/19/23	09/28/23	10,346,635.94	5.27	45,456.45	10,346,653.24	10,440,594.21
FRESB 2023-SB110 A5F DTD 10/01/2023 4.580% 08/01/2028	30333HAA5	20,420,922.97	AA+	Aaa	10/18/23	10/26/23	19,617,073.75	5.52	77,939.86	19,783,993.16	20,131,007.13
FRESB 2023-SB109 A5F DTD 09/01/2023 4.390% 08/01/2028	30333MAA4	24,958,945.54	AA+	Aaa	09/13/23	09/22/23	24,278,914.10	5.01	91,308.14	24,438,624.40	24,532,172.53
FHMS K506 A2 DTD 09/01/2023 4.650% 08/01/2028	3137HAMH6	50,000,000.00	AA+	Aaa	09/07/23	09/14/23	49,260,350.00	4.99	193,750.00	49,436,429.40	49,891,600.00
FHMS K508 A2 DTD 10/01/2023 4.740% 08/01/2028	3137HAO74	50,000,000.00	AA+	Aaa	10/11/23	10/19/23	48,903,200.00	5.25	197,500.00	49,148,366.05	49,985,450.00
FRESB 2023-SB111 A5F DTD 11/01/2023 4.710% 09/01/2028	30334CAA5	24,932,623.70	AA+	Aaa	11/07/23	11/16/23	24,374,407.19	5.23	97,860.55	24,490,921.85	24,665,969.29
FHMS K507 A2 DTD 09/01/2023 4.800% 09/01/2028	3137HAMS2	50,000,000.00	AA+	Aaa	09/20/23	09/28/23	49,402,350.00	5.07	200,000.00	49,531,708.10	50,097,200.00
FHMS K509 A2 DTD 10/01/2023 4.850% 09/01/2028	3137HAST4	75,000,000.00	AA+	Aaa	10/25/23	10/31/23	72,608,775.00	5.60	303,125.00	73,090,131.15	75,292,500.00
FHMS K510 A2 DTD 11/01/2023 5.069% 10/01/2028	3137HB3D4	32,000,000.00	AA+	Aaa	11/14/23	11/21/23	31,907,488.00	5.14	135,173.33	31,926,318.98	32,347,264.00
FHMS K747 A2 DTD 01/01/2022 2.050% 11/01/2028	3137H5DX2	34,000,000.00	AA+	Aaa	05/30/23	06/02/23	30,287,890.63	2.10	58,083.33	31,358,438.10	30,861,086.00
FHMS K512 A2 DTD 12/01/2023 5.000% 11/01/2028	3137HBCF9	38,000,000.00	AA+	Aaa	12/11/23	12/21/23	38,354,844.00	4.79	158,333.33	38,287,866.68	38,328,016.00
FRESB 2024-SB112 A5F DTD 01/01/2024 4.740% 12/01/2028	30334WAA1	11,774,501.94	AA+	Aaa	01/23/24	01/31/24	11,786,194.02	4.72	46,509.28	11,784,399.16	11,694,458.87
FHMS K514 A2 DTD 02/01/2024 4.572% 12/01/2028	3137HBLV4	15,000,000.00	AA+	Aaa	02/01/24	02/08/24	15,149,985.00	4.34	57,150.00	15,124,869.57	14,894,745.00
FRESB 2024-SB113 A5F DTD 04/01/2024 5.020% 12/01/2028	30336BAA5	24,969,728.71	AA+	Aaa	04/16/24	04/25/24	24,760,732.08	5.23	104,456.70	24,760,732.08	25,086,936.61

Managed Account Detail of Securities Held

For the Month Ending **December 31, 2024**

SAN BERNARDINO COUNTY - 76990800

Security Type/Description	CUSIP	Par	S&P Rating	Moody's Rating	Trade Date	Settle Date	Original Cost	YTM at Cost	Accrued Interest	Amortized Cost	Market Value
Federal Agency Commercial Mortgage-Backed Security											
FHMS K513 A2 DTD 01/01/2024 4.724% 12/01/2028	3137HBFY5	43,000,000.00	AA+	Aaa	01/10/24	01/18/24	43,429,527.00	4.50	169,276.67	43,354,202.70	42,948,873.00
FHMS K517 A2 DTD 03/01/2024 5.355% 01/01/2029	3137HC2C5	23,500,000.00	AA+	Aaa	03/05/24	03/14/24	24,204,671.00	4.67	104,868.75	24,100,306.49	24,010,138.00
FHMS K516 A2 DTD 03/01/2024 5.477% 01/01/2029	3137HBPM0	35,000,000.00	AA+	Aaa	02/29/24	03/07/24	36,049,895.00	4.79	159,745.83	35,891,621.08	35,914,935.00
FHMS K518 A2 DTD 03/01/2024 5.400% 01/01/2029	3137HC2L5	39,000,000.00	AA+	Aaa	03/19/24	03/28/24	39,941,655.00	4.83	175,500.00	39,820,862.37	39,921,570.00
FHMS K515 A2 DTD 02/01/2024 5.400% 01/01/2029	3137HBPD0	50,000,000.00	AA+	Aaa	02/14/24	02/22/24	51,347,000.00	4.79	225,000.00	51,135,332.05	51,052,850.00
FRESB 2024-SB114 A5F DTD 06/01/2024 4.990% 03/01/2029	30337MAA0	14,870,766.52	AA+	Aaa	06/18/24	06/27/24	14,944,406.56	4.87	61,837.60	14,938,348.85	14,889,340.11
FHMS K520 A2 DTD 04/01/2024 5.180% 03/01/2029	3137HCKV3	56,000,000.00	AA+	Aaa	04/23/24	04/30/24	56,227,304.00	5.09	241,733.33	56,202,738.31	56,836,360.00
FHMS K525 A2 DTD 08/01/2024 4.782% 05/01/2029	3137HFEX9	42,000,000.00	AA+	Aaa	08/01/24	08/08/24	42,791,616.00	4.35	167,370.00	42,732,477.65	42,012,936.00
FHMS K524 A2 DTD 07/01/2024 4.720% 05/01/2029	3137HDV56	80,000,000.00	AA+	Aaa	07/16/24	07/25/24	80,491,280.00	4.58	314,666.67	80,458,927.84	79,835,920.00
FHMS K522 A2 DTD 06/01/2024 4.803% 05/01/2029	3137HDJJ0	100,000,000.00	AA+	Aaa	06/06/24	06/13/24	99,999,700.00	4.80	400,250.00	100,000,000.00	100,052,300.00
FRESB 2024-SB115 A5F DTD 09/01/2024 4.080% 06/01/2029	35802FAA0	17,497,975.75	AA+	Aaa	09/11/24	09/19/24	17,581,073.64	3.97	59,493.12	17,576,597.72	17,059,913.93
FHMS K526 A2 DTD 08/01/2024 4.543% 07/01/2029	3137HDXL9	8,750,000.00	AA+	Aaa	08/07/24	08/15/24	8,831,847.50	4.33	33,126.04	8,826,222.30	8,663,952.50
FHMS K528 A2 DTD 09/01/2024 4.508% 07/01/2029	3137HFNZ4	8,750,000.00	AA+	Aaa	09/04/24	09/12/24	8,924,825.00	4.06	32,870.83	8,914,980.60	8,654,808.75
FHMS K527 A2 DTD 08/01/2024 4.618% 07/01/2029	3137HFF59	10,000,000.00	AA+	Aaa	08/13/24	08/22/24	10,174,740.00	4.23	38,483.33	10,163,287.50	9,935,860.00

Managed Account Detail of Securities Held

For the Month Ending **December 31, 2024**

SAN BERNARDINO COUNTY - 76990800

Security Type/Description	Dated Date/Coupon/Maturity	CUSIP	Par	S&P Rating	Moody's Rating	Trade Date	Settle Date	Original Cost	YTM at Cost	Accrued Interest	Amortized Cost	Market Value
Federal Agency Commercial Mortgage-Backed Security												
FHMS KJ50 A1 DTD 07/01/2024 4.924% 07/01/2029		3137HDV23	24,881,887.50	AA+	Aaa	07/10/24	07/18/24	24,881,514.27	4.92	102,098.68	24,881,581.78	24,933,268.60
FHMS K529 A2 DTD 10/01/2024 4.791% 09/01/2029		3137HH6C0	6,100,000.00	AA+	Aaa	10/09/24	10/16/24	6,221,920.70	4.34	24,354.25	6,217,314.50	6,099,109.40
FRESB 2024-SB116 A5F DTD 10/01/2024 4.550% 09/01/2029		35802BAE1	49,997,480.15	AA+	Aaa	10/17/24	10/24/24	50,232,268.31	4.44	189,573.78	50,224,474.65	49,492,655.59
FHMS K530 A2 DTD 11/01/2024 4.792% 09/01/2029		3137HHJL6	50,000,000.00	AA+	Aaa	11/19/24	11/27/24	50,260,350.00	4.67	199,666.67	50,259,839.10	50,013,850.00
FHMS K531 A2 DTD 12/01/2024 4.630% 10/01/2029		3137HHUN9	40,000,000.00	AA+	Aaa	12/03/24	12/12/24	40,181,680.00	4.53	154,333.33	40,179,942.44	39,735,200.00
FRESB 2024-SB117 A5F DTD 11/01/2024 4.911% 10/01/2029		35802CAA7	49,995,534.60	AA+	Aaa	11/14/24	11/21/24	50,245,012.32	4.80	204,606.73	50,240,107.16	50,099,225.34
FHMS K102 A2 DTD 12/01/2019 2.537% 10/01/2029		3137FOKC6	100,000,000.00	AA+	Aaa	03/21/24	03/25/24	89,953,125.00	4.60	211,416.67	91,064,081.40	90,658,400.00
FHMS K532 A2 DTD 12/01/2024 4.250% 11/01/2029		3137HHUX7	17,000,000.00	AA+	Aaa	12/17/24	12/20/24	16,714,638.00	4.63	60,208.33	16,716,279.76	16,609,493.00
FHMS K751 A2 DTD 05/01/2023 4.412% 03/01/2030		3137HA4B9	63,000,000.00	AA+	Aaa	07/02/24	07/08/24	61,754,765.63	4.81	231,630.00	61,846,806.92	61,975,557.00
FHMS K752 A2 DTD 08/01/2023 4.284% 07/01/2030		3137HAGZ3	25,000,000.00	AA+	Aaa	08/16/23	08/24/23	23,996,275.00	4.97	89,250.00	24,192,507.05	24,363,625.00
FRESB 2023-SB111 A7F DTD 11/01/2023 4.440% 09/01/2030		30334CAB3	15,000,000.00	AA+	Aaa	11/07/23	11/16/23	14,270,655.00	5.28	55,500.00	14,372,692.83	14,442,060.00
FNA 2023-M2 2A2 DTD 02/01/2023 2.914% 09/01/2030		3136BPWB3	17,000,000.00	AA+	Aaa	04/16/24	04/19/24	15,071,562.50	4.97	41,281.67	15,252,317.99	15,413,254.00
FHMS K753 A2 DTD 11/01/2023 4.400% 10/01/2030		3137HB2L7	82,000,000.00	AA+	Aaa	11/01/23	11/09/23	76,641,054.00	5.53	300,666.67	77,385,039.67	80,392,308.00
FNA 2020-M52 A2 DTD 11/01/2020 1.315% 10/01/2030		3136BCB90	85,000,000.00	AA+	Aaa	09/27/24	10/02/24	73,226,171.88	3.88	93,145.83	73,652,816.03	70,516,170.00

Managed Account Detail of Securities Held

For the Month Ending **December 31, 2024**

SAN BERNARDINO COUNTY - 76990800

Security Type/Description Dated Date/Coupon/Maturity	CUSIP	Par	S&P Rating	Moody's Rating	Trade Date	Settle Date	Original Cost	YTM at Cost	Accrued Interest	Amortized Cost	Market Value
Federal Agency Commercial Mortgage-Backed Security											
FHMS K754 A2 DTD 12/01/2023 4.940% 11/01/2030	3137HBC51	29,200,000.00	AA+	Aaa	03/27/24	04/02/24	29,732,671.88	4.62	120,206.67	29,680,791.23	29,334,524.40
FHMS K754 A2 DTD 12/01/2023 4.940% 11/01/2030	3137HBC51	125,775,000.00	AA+	Aaa	04/17/24	04/22/24	124,910,296.88	5.06	517,773.75	124,910,296.88	126,354,445.43
FRESB 2024-SB112 A7F DTD 01/01/2024 4.960% 12/01/2030	30334WAC7	12,484,067.60	AA+	Aaa	01/23/24	01/31/24	12,545,738.90	4.87	51,600.81	12,539,303.66	12,356,118.39
FHMS K127 A2 DTD 03/01/2021 2.108% 01/01/2031	3137FXZ35	50,000,000.00	AA+	Aaa	04/25/24	04/30/24	41,437,500.00	5.15	87,833.33	42,078,047.50	42,958,300.00
FHMS K126 A2 DTD 03/01/2021 2.074% 01/01/2031	3137FXYV4	77,500,000.00	AA+	Aaa	04/17/24	04/22/24	64,533,886.72	4.99	133,945.83	64,533,886.68	66,550,955.00
FHMS K755 A2 DTD 04/01/2024 5.203% 02/01/2031	3137HCH39	32,297,000.00	AA+	Aaa	04/04/24	04/11/24	33,037,182.65	4.81	140,034.41	32,970,708.77	32,858,644.83
FHMS K755 A2 DTD 04/01/2024 5.203% 02/01/2031	3137HCH39	35,548,000.00	AA+	Aaa	06/10/24	06/13/24	36,152,038.28	4.91	154,130.20	36,109,771.83	36,166,179.72
FHMS K755 A2 DTD 04/01/2024 5.203% 02/01/2031	3137HCH39	36,600,000.00	AA+	Aaa	04/16/24	04/19/24	36,853,054.69	5.08	158,691.50	36,831,111.94	37,236,474.00
FRESB 2024-SB114 A7F DTD 06/01/2024 5.000% 04/01/2031	30337MAB8	8,250,000.00	AA+	Aaa	06/18/24	06/27/24	8,288,775.00	4.92	34,375.00	8,286,705.41	8,161,551.75
FHMS K756 A2 DTD 07/01/2024 4.963% 05/01/2031	3137HDVA5	100,000,000.00	AA+	Aaa	07/24/24	07/31/24	101,995,500.00	4.62	413,583.33	101,911,050.40	100,522,900.00
FHMS K757 A2 DTD 10/01/2024 4.456% 08/01/2031	3137HH5X5	50,000,000.00	AA+	Aaa	10/03/24	10/10/24	50,998,550.00	4.12	185,666.67	50,970,246.90	48,870,850.00
FHMS K758 A2 DTD 11/01/2024 4.680% 10/01/2031	3137HHJF9	50,000,000.00	AA+	Aaa	11/13/24	11/21/24	49,559,700.00	4.83	195,000.00	49,565,675.55	49,424,050.00
Security Type Sub-Total		3,450,709,810.81					3,391,550,096.11	4.32	11,491,388.01	3,394,904,748.90	3,376,272,365.97
Federal Agency Bond / Note											
FEDERAL FARM CREDIT BANK DTD 01/11/2022 1.125% 01/06/2025	3133ENKS8	38,000,000.00	AA+	Aaa	01/06/22	01/11/22	37,914,500.00	1.20	207,812.50	37,999,602.32	37,986,358.00

Managed Account Detail of Securities Held

For the Month Ending **December 31, 2024**

SAN BERNARDINO COUNTY - 76990800

Security Type/Description	CUSIP	Par	S&P Rating	Moody's Rating	Trade Date	Settle Date	Original Cost	YTM at Cost	Accrued Interest	Amortized Cost	Market Value
Dated Date/Coupon/Maturity											
Federal Agency Bond / Note											
FANNIE MAE DTD 01/10/2020 1.625% 01/07/2025	3135G0X24	75,000,000.00	AA+	Aaa	01/08/20	01/10/20	74,760,750.00	1.69	589,062.50	74,999,201.17	74,976,300.00
FEDERAL HOME LOAN BANK DTD 06/06/2024 5.235% 02/03/2025	3130B1PG6	150,000,000.00	AA+	Aaa	06/05/24	06/06/24	150,000,000.00	5.25	545,312.50	150,000,000.00	150,087,600.00
FREDDIE MAC DTD 02/14/2020 1.500% 02/12/2025	3137EAEP0	50,000,000.00	AA+	Aaa	02/13/20	02/14/20	49,961,500.00	1.52	289,583.33	49,999,122.08	49,837,350.00
FEDERAL FARM CREDIT BANK DTD 02/15/2022 1.750% 02/14/2025	3133ENPG9	30,000,000.00	AA+	Aaa	02/10/22	02/15/22	29,919,900.00	1.84	199,791.67	29,996,807.88	29,902,050.00
FEDERAL FARM CREDIT BANK DTD 02/21/2023 4.750% 02/21/2025	3133EPBH7	75,000,000.00	AA+	Aaa	04/12/23	04/13/23	75,747,750.00	4.18	1,286,458.33	75,055,969.31	75,029,475.00
FEDERAL HOME LOAN BANK DTD 03/03/2023 5.000% 02/28/2025	3130AV7L0	23,000,000.00	AA+	Aaa	03/02/23	03/03/23	22,969,640.00	5.07	392,916.67	22,997,579.48	23,021,758.00
FEDERAL HOME LOAN BANK DTD 09/30/2024 4.290% 03/03/2025	3130B2Y58	100,000,000.00	AA+	Aaa	09/27/24	09/30/24	100,000,000.00	4.29	1,084,416.67	100,000,000.00	99,990,400.00
FEDERAL HOME LOAN BANK DTD 02/17/2015 2.375% 03/14/2025	3130A4CH3	25,840,000.00	AA+	Aaa	12/05/19	12/06/19	26,658,094.40	1.74	182,405.28	25,871,465.17	25,734,521.12
FEDERAL FARM CREDIT BANK DTD 03/28/2023 4.000% 03/28/2025	3133EPER2	50,000,000.00	AA+	Aaa	03/27/23	03/28/23	49,786,400.00	4.22	516,666.67	49,974,190.00	49,960,100.00
FANNIE MAE DTD 04/24/2020 0.625% 04/22/2025	3135G03U5	50,000,000.00	AA+	Aaa	04/22/20	04/24/20	49,897,000.00	0.67	59,895.83	49,993,641.27	49,453,550.00
FEDERAL HOME LOAN BANK DTD 09/09/2024 4.400% 05/01/2025	3130B2MV4	50,000,000.00	AA+	Aaa	09/05/24	09/09/24	50,000,000.00	4.41	366,666.67	50,000,000.00	50,003,700.00
FREDDIE MAC (CALLABLE) DTD 05/06/2020 0.700% 05/06/2025	3134GVPR3	25,000,000.00	AA+	Aaa	04/27/20	05/06/20	25,000,000.00	0.70	26,736.11	25,000,000.00	24,691,225.00
FEDERAL HOME LOAN BANK DTD 11/15/2024 4.310% 06/02/2025	3130B3RC9	61,000,000.00	AA+	Aaa	11/13/24	11/15/24	61,000,000.00	4.31	211,788.61	61,000,000.00	60,981,761.00
FEDERAL HOME LOAN BANK DTD 06/12/2023 4.625% 06/06/2025	3130AWER7	41,000,000.00	AA+	Aaa	06/09/23	06/12/23	40,965,970.00	4.71	131,684.03	40,992,612.53	41,038,171.00

Managed Account Detail of Securities Held

For the Month Ending **December 31, 2024**

SAN BERNARDINO COUNTY - 76990800

Security Type/Description	Dated Date/Coupon/Maturity	CUSIP	Par	S&P Rating	Moody's Rating	Trade Date	Settle Date	Original Cost	YTM at Cost	Accrued Interest	Amortized Cost	Market Value
Federal Agency Bond / Note												
FANNIE MAE DTD 06/19/2020 0.500% 06/17/2025		3135G04Z3	50,000,000.00	AA+	Aaa	06/17/20	06/19/20	49,896,500.00	0.54	9,722.22	49,990,444.38	49,159,850.00
FEDERAL HOME LOAN BANK DTD 09/30/2024 3.960% 07/01/2025		3130B2Y74	100,000,000.00	AA+	Aaa	09/27/24	09/30/24	100,000,000.00	3.97	1,001,000.00	100,000,000.00	99,847,900.00
FREDDIE MAC DTD 07/23/2020 0.375% 07/21/2025		3137EAEU9	45,000,000.00	AA+	Aaa	07/21/20	07/23/20	44,775,900.00	0.48	75,000.00	44,975,072.30	44,028,315.00
FANNIE MAE DTD 08/27/2020 0.375% 08/25/2025		3135G05X7	50,000,000.00	AA+	Aaa	08/25/20	08/27/20	49,766,000.00	0.47	65,625.00	49,969,546.16	48,748,000.00
FREDDIE MAC (CALLABLE) DTD 09/02/2020 0.550% 09/02/2025		3134GWA22	19,900,000.00	AA+	Aaa	09/02/20	09/03/20	19,900,000.00	0.55	36,179.31	19,900,000.00	19,410,559.50
FEDERAL HOME LOAN BANK DTD 09/11/2020 0.375% 09/04/2025		3130AK5E2	14,000,000.00	AA+	Aaa	09/10/20	09/11/20	13,958,000.00	0.44	17,062.50	13,994,307.86	13,634,320.00
FREDDIE MAC DTD 09/25/2020 0.375% 09/23/2025		3137EAEX3	20,000,000.00	AA+	Aaa	09/23/20	09/25/20	19,939,800.00	0.44	20,416.67	19,991,227.81	19,450,160.00
FANNIE MAE DTD 11/12/2020 0.500% 11/07/2025		3135G06G3	45,000,000.00	AA+	Aaa	11/09/20	11/12/20	44,838,900.00	0.57	33,750.00	44,972,536.71	43,594,155.00
FEDERAL HOME LOAN BANK (CALLABLE) DTD 02/24/2021 0.750% 02/24/2026		3130ALCV4	58,700,000.00	AA+	Aaa	01/25/23	01/26/23	53,019,014.00	4.13	155,310.42	56,582,448.36	56,389,861.50
FEDERAL HOME LOAN BANK DTD 03/01/2023 4.500% 03/13/2026		3130AV6J6	50,000,000.00	AA+	Aaa	04/05/23	04/06/23	51,022,500.00	3.76	675,000.00	50,417,899.72	50,120,700.00
FEDERAL HOME LOAN BANK DTD 05/10/2019 2.500% 06/12/2026		3130AGFP5	49,535,000.00	AA+	Aaa	04/10/23	04/11/23	47,420,499.46	3.95	65,358.68	48,569,483.10	48,300,587.80
FEDERAL HOME LOAN BANK (CALLABLE) DTD 09/29/2021 0.900% 06/29/2026		3130ANXZ8	50,000,000.00	AA+	Aaa	04/24/23	04/25/23	45,152,500.00	4.19	2,500.00	47,720,319.06	47,534,400.00
FEDERAL FARM CREDIT BANK DTD 08/14/2023 4.500% 08/14/2026		3133EPSW6	50,000,000.00	AA+	Aaa	08/09/23	08/14/23	49,885,000.00	4.58	856,250.00	49,937,921.30	50,193,600.00
FEDERAL HOME LOAN BANK (CALLABLE) DTD 09/30/2021 1.030% 09/30/2026		3130APAZ8	50,000,000.00	AA+	Aaa	04/26/23	04/27/23	45,375,000.00	3.94	130,180.56	47,640,612.00	47,262,400.00

Managed Account Detail of Securities Held

For the Month Ending **December 31, 2024**

SAN BERNARDINO COUNTY - 76990800

Security Type/Description	Dated Date/Coupon/Maturity	CUSIP	Par	S&P Rating	Moody's Rating	Trade Date	Settle Date	Original Cost	YTM at Cost	Accrued Interest	Amortized Cost	Market Value
Federal Agency Bond / Note												
FEDERAL HOME LOAN BANK DTD 10/11/2024 4.000% 10/09/2026		3130B3A29	10,000,000.00	AA+	Aaa	10/10/24	10/11/24	9,997,900.00	4.01	88,888.89	9,998,137.39	9,977,470.00
FEDERAL HOME LOAN BANK (CALLABLE) DTD 10/26/2021 1.250% 10/26/2026		3130APJ55	34,770,000.00	AA+	Aaa	02/06/23	02/07/23	31,226,937.00	4.24	78,473.96	33,036,836.25	32,926,772.76
FEDERAL HOME LOAN BANK (CALLABLE) DTD 10/26/2021 1.250% 10/26/2026		3130APJ55	48,940,000.00	AA+	Aaa	01/23/23	01/24/23	44,101,057.50	4.12	110,454.86	46,595,689.84	46,345,592.72
FEDERAL HOME LOAN BANK (CALLABLE) DTD 11/23/2021 1.500% 11/23/2026		3130APVJ1	50,000,000.00	AA+	Aaa	02/13/23	02/14/23	45,055,000.00	4.37	79,166.67	47,518,403.24	47,416,900.00
FANNIE MAE (CALLABLE) DTD 12/18/2020 0.875% 12/18/2026		3135G06L2	44,500,000.00	AA+	Aaa	12/08/22	12/09/22	39,102,150.00	4.18	14,060.76	41,866,266.42	41,644,301.50
FEDERAL HOME LOAN BANK DTD 12/22/2021 1.250% 12/21/2026		3130AOF65	50,000,000.00	AA+	Aaa	11/30/22	12/01/22	44,534,000.00	4.21	17,361.11	47,341,876.71	47,279,800.00
FEDERAL HOME LOAN BANK (CALLABLE) DTD 12/30/2020 0.600% 12/30/2026		3130AKK88	39,805,000.00	AA+	Aaa	04/03/23	04/04/23	35,003,322.85	4.66	663.42	37,240,062.13	36,962,206.51
FEDERAL HOME LOAN BANK DTD 01/29/2024 4.125% 01/15/2027		3130AYPN0	10,000,000.00	AA+	Aaa	01/26/24	01/29/24	9,977,500.00	4.21	190,208.33	9,984,217.37	9,966,700.00
FEDERAL HOME LOAN BANK (CALLABLE) DTD 02/26/2021 1.000% 02/26/2027		3130ALDA9	22,500,000.00	AA+	Aaa	01/31/23	02/01/23	19,931,625.00	4.07	78,125.00	21,141,303.33	20,971,575.00
FEDERAL HOME LOAN BANK (CALLABLE) DTD 02/26/2021 1.115% 02/26/2027		3130ALGL2	25,000,000.00	AA+	Aaa	01/24/23	01/25/23	22,305,500.00	4.00	96,788.19	23,580,395.99	23,362,625.00
FEDERAL HOME LOAN BANK (CALLABLE) DTD 02/26/2021 0.920% 02/26/2027		3130ALCE2	25,000,000.00	AA+	Aaa	02/03/23	02/06/23	22,095,000.00	4.06	79,861.11	23,457,962.33	23,271,250.00
FEDERAL HOME LOAN BANK (CALLABLE) DTD 02/26/2021 1.115% 02/26/2027		3130ALGL2	25,510,000.00	AA+	Aaa	01/31/23	02/01/23	22,673,288.00	4.11	98,762.67	24,009,350.31	23,839,222.55
FEDERAL HOME LOAN BANK (CALLABLE) DTD 02/26/2021 0.900% 02/26/2027		3130AL5A8	37,400,000.00	AA+	Aaa	01/05/23	01/06/23	32,493,120.00	4.40	116,875.00	34,847,763.76	34,776,427.40
FEDERAL HOME LOAN BANK DTD 04/11/2024 4.750% 04/09/2027		3130B0TY5	20,000,000.00	AA+	Aaa	04/10/24	04/11/24	19,947,200.00	4.85	216,388.89	19,959,308.35	20,278,460.00

Managed Account Detail of Securities Held

For the Month Ending **December 31, 2024**

SAN BERNARDINO COUNTY - 76990800

Security Type/Description Dated Date/Coupon/Maturity	CUSIP	Par	S&P Rating	Moody's Rating	Trade Date	Settle Date	Original Cost	YTM at Cost	Accrued Interest	Amortized Cost	Market Value
Federal Agency Bond / Note											
FEDERAL FARM CREDIT BANK DTD 01/06/2023 4.000% 01/06/2028	3133EN5N6	50,000,000.00	AA+	Aaa	01/03/23	01/06/23	49,915,000.00	4.04	972,222.22	49,948,763.89	49,513,100.00
FEDERAL HOME LOAN BANK DTD 07/14/2023 4.000% 06/30/2028	3130AWN63	15,000,000.00	AA+	Aaa	07/13/23	07/14/23	14,960,100.00	4.06	1,666.67	14,971,873.35	14,860,845.00
FEDERAL FARM CREDIT BANK (CALLABLE) DTD 09/20/2021 1.300% 09/20/2028	3133EM5P3	33,652,000.00	AA+	Aaa	04/10/23	04/11/23	29,326,035.40	3.95	122,736.32	30,695,151.30	29,933,521.30
FANNIE MAE (CALLABLE) DTD 09/25/2020 0.810% 09/25/2028	3136G43D3	25,000,000.00	AA+	Aaa	04/03/23	04/04/23	21,244,500.00	3.88	54,000.00	22,439,171.99	21,816,325.00
Security Type Sub-Total		2,063,052,000.00					1,993,420,353.61	3.44	11,651,256.80	2,027,174,543.92	2,015,512,222.66

Corporate Note											
JOHN DEERE CAPITAL CORP DTD 01/10/2022 1.250% 01/10/2025	24422EVY2	10,000,000.00	A	A1	01/04/22	01/10/22	9,995,300.00	1.27	59,375.00	9,999,960.83	9,992,680.00
TOYOTA MOTOR CREDIT CORP DTD 01/12/2023 4.800% 01/10/2025	89236TKN4	15,000,000.00	A+	A1	01/09/23	01/12/23	14,993,550.00	4.82	342,000.00	14,999,919.15	15,000,315.00
JOHN DEERE CAPITAL CORP DTD 03/07/2022 2.125% 03/07/2025	24422EWB1	7,000,000.00	A	A1	03/02/22	03/07/22	6,996,990.00	2.14	47,104.17	6,999,816.05	6,968,514.00
AMAZON.COM INC DTD 04/13/2022 3.000% 04/13/2025	023135CE4	50,000,000.00	AA	A1	04/11/22	04/13/22	49,920,500.00	3.06	325,000.00	49,992,491.65	49,798,900.00
BANK OF NY MELLON CORP (CALLABLE) DTD 04/26/2022 3.350% 04/25/2025	06406RBC0	50,000,000.00	A	Aa3	04/19/22	04/26/22	49,993,000.00	3.35	307,083.33	49,999,260.40	49,806,950.00
JOHN DEERE CAPITAL CORP DTD 06/08/2023 4.950% 06/06/2025	24422EWW5	5,000,000.00	A	A1	06/05/23	06/08/23	4,997,200.00	4.98	17,187.50	4,999,395.54	5,006,450.00
MET TOWER GLOBAL FUNDING DTD 06/13/2022 3.700% 06/13/2025	58989V2E3	35,000,000.00	AA-	Aa3	06/06/22	06/13/22	34,965,700.00	3.73	64,750.00	34,994,855.00	34,857,445.00
TOYOTA MOTOR CREDIT CORP DTD 06/30/2022 3.950% 06/30/2025	89236TKC8	15,000,000.00	A+	A1	06/27/22	06/30/22	14,985,750.00	3.98	1,645.83	14,997,638.19	14,948,925.00
JOHN DEERE CAPITAL CORP DTD 09/08/2022 4.050% 09/08/2025	24422EWJ4	7,000,000.00	A	A1	09/06/22	09/08/22	6,996,500.00	4.07	88,987.50	6,999,199.54	6,976,634.00

Managed Account Detail of Securities Held

For the Month Ending **December 31, 2024**

SAN BERNARDINO COUNTY - 76990800

Security Type/Description	CUSIP	Par	S&P Rating	Moody's Rating	Trade Date	Settle Date	Original Cost	YTM at Cost	Accrued Interest	Amortized Cost	Market Value
Corporate Note											
WALMART INC DTD 09/09/2022 3.900% 09/09/2025	931142EW9	5,000,000.00	AA	Aa2	09/06/22	09/09/22	4,996,500.00	3.92	60,666.67	4,999,196.30	4,982,500.00
NESTLE HOLDINGS INC DTD 09/13/2022 4.000% 09/12/2025	641062BA1	5,000,000.00	AA-	Aa3	09/06/22	09/13/22	4,998,350.00	4.01	60,555.56	4,999,616.17	4,978,880.00
TOYOTA MOTOR CREDIT CORP DTD 11/10/2022 5.400% 11/10/2025	89236TKK0	25,000,000.00	A+	A1	11/07/22	11/10/22	24,970,500.00	5.44	191,250.00	24,991,559.70	25,200,275.00
AMAZON.COM INC DTD 12/01/2022 4.600% 12/01/2025	023135CN4	25,000,000.00	AA	A1	11/29/22	12/01/22	24,998,500.00	4.60	95,833.33	24,999,541.65	25,033,050.00
MET LIFE GLOB FUNDING I DTD 01/06/2023 5.000% 01/06/2026	592179KD6	15,000,000.00	AA-	Aa3	01/03/23	01/06/23	15,000,000.00	5.00	364,583.33	15,000,000.00	15,058,485.00
JOHN DEERE CAPITAL CORP DTD 01/09/2023 4.800% 01/09/2026	24422EWPO	15,000,000.00	A	A1	01/03/23	01/09/23	14,992,950.00	4.82	344,000.00	14,997,597.77	15,042,195.00
WELLS FARGO BANK NA (CALLABLE) DTD 01/23/2024 4.811% 01/15/2026	94988J6H5	30,000,000.00	A+	Aa2	01/16/24	01/23/24	30,000,000.00	4.81	665,521.67	30,000,000.00	30,085,890.00
PROCTER & GAMBLE CO/THE DTD 01/26/2023 4.100% 01/26/2026	742718FY0	10,000,000.00	AA-	Aa3	01/23/23	01/26/23	9,993,300.00	4.12	176,527.78	9,997,611.57	9,972,160.00
JOHN DEERE CAPITAL CORP DTD 03/07/2024 4.950% 03/06/2026	24422EXK0	10,000,000.00	A	A1	03/04/24	03/07/24	9,996,100.00	4.97	158,125.00	9,997,657.47	10,046,270.00
WALMART INC (CALLABLE) DTD 04/18/2023 4.000% 04/15/2026	931142FA6	15,000,000.00	AA	Aa2	04/12/23	04/18/23	14,993,400.00	4.02	126,666.67	14,997,156.54	14,931,285.00
APPLE INC (CALLABLE) DTD 05/10/2023 4.421% 05/08/2026	037833ES5	30,000,000.00	AA+	Aaa	05/08/23	05/10/23	30,000,000.00	4.42	195,260.83	30,000,000.00	29,952,390.00
TOYOTA MOTOR CREDIT CORP DTD 05/18/2023 4.450% 05/18/2026	89236TKT1	25,000,000.00	A+	A1	05/15/23	05/18/23	24,985,500.00	4.47	132,881.94	24,993,327.30	24,963,550.00
JOHN DEERE CAPITAL CORP DTD 06/08/2023 4.750% 06/08/2026	24422EWX3	5,000,000.00	A	A1	06/05/23	06/08/23	4,997,100.00	4.77	15,173.61	4,998,611.76	5,020,700.00
WELLS FARGO BANK NA (CALLABLE) DTD 12/11/2023 5.254% 12/11/2026	94988J6F9	40,000,000.00	A+	Aa2	12/04/23	12/11/23	40,000,000.00	5.25	116,755.56	40,000,000.00	40,473,200.00

Managed Account Detail of Securities Held

For the Month Ending **December 31, 2024**

SAN BERNARDINO COUNTY - 76990800

Security Type/Description Dated Date/Coupon/Maturity	CUSIP	Par	S&P Rating	Moody's Rating	Trade Date	Settle Date	Original Cost	YTM at Cost	Accrued Interest	Amortized Cost	Market Value
Corporate Note											
MET TOWER GLOBAL FUNDING DTD 01/16/2024 4.850% 01/16/2027	58989V2G8	20,000,000.00	AA-	Aa3	01/10/24	01/16/24	19,982,800.00	4.88	444,583.33	19,988,053.74	20,076,800.00
JOHN DEERE CAPITAL CORP DTD 03/07/2024 4.850% 03/05/2027	24422EXM6	10,000,000.00	A	A1	03/04/24	03/07/24	9,990,700.00	4.88	156,277.78	9,993,121.15	10,066,910.00

Security Type Sub-Total		479,000,000.00					478,740,190.00	4.23	4,557,796.39	478,935,587.47	479,241,353.00
--------------------------------	--	-----------------------	--	--	--	--	-----------------------	-------------	---------------------	-----------------------	-----------------------

Commercial Paper											
TOYOTA MOTOR CREDIT CORP DTD 07/01/2024 0.000% 01/08/2025	89233GN85	50,000,000.00	A-1+	P-1	07/01/24	07/02/24	48,614,583.34	5.25	0.00	49,948,958.33	49,951,650.00
METLIFE SHORT TERM FUND DTD 09/05/2024 0.000% 01/21/2025	59157TNM1	30,265,000.00	A-1+	P-1	09/05/24	09/06/24	29,708,704.08	4.83	0.00	30,183,788.92	30,186,916.30
CRC FUNDING LLC DTD 09/27/2024 0.000% 01/22/2025	12619TNN0	50,000,000.00	A-1	P-1	09/27/24	09/27/24	49,252,500.00	4.60	0.00	49,865,833.33	49,864,750.00
METLIFE SHORT TERM FUND DTD 07/31/2024 0.000% 02/03/2025	59157TP31	50,000,000.00	A-1+	P-1	10/01/24	10/02/24	49,228,444.45	4.48	0.00	49,794,666.67	49,792,200.00
CHARIOT FUNDING LLC DTD 11/19/2024 0.000% 02/03/2025	15963TP37	50,000,000.00	A-1+	P-1	11/18/24	11/19/24	49,514,444.50	4.60	0.00	49,789,166.69	49,789,750.00
BOFA SECURITIES INC DTD 05/30/2024 0.000% 02/03/2025	06054NP39	100,000,000.00	A-1	NR	05/29/24	05/30/24	96,313,416.67	5.33	0.00	99,511,416.67	99,580,400.00
CHARIOT FUNDING LLC DTD 11/25/2024 0.000% 02/05/2025	15963TP52	50,000,000.00	A-1+	P-1	11/25/24	11/25/24	49,537,000.00	4.63	0.00	49,774,930.56	49,777,300.00
TOYOTA MOTOR CREDIT CORP DTD 09/23/2024 0.000% 03/03/2025	89233GO33	50,000,000.00	A-1+	P-1	09/23/24	09/24/24	49,008,888.89	4.46	0.00	49,622,138.89	49,618,550.00
METLIFE SHORT TERM FUND DTD 09/05/2024 0.000% 03/03/2025	59157TO30	50,000,000.00	A-1+	P-1	11/22/24	11/25/24	49,387,500.00	4.50	0.00	49,618,750.00	49,623,000.00
CHARIOT FUNDING LLC DTD 11/25/2024 0.000% 03/05/2025	15963TO51	50,000,000.00	A-1+	P-1	11/25/24	11/25/24	49,361,111.00	4.60	0.00	49,597,499.93	49,600,100.00
CHARIOT FUNDING LLC DTD 12/16/2024 0.000% 03/07/2025	15963TO77	50,000,000.00	A-1+	P-1	12/16/24	12/17/24	49,500,000.00	4.50	0.00	49,593,750.00	49,587,700.00

Managed Account Detail of Securities Held

For the Month Ending **December 31, 2024**

SAN BERNARDINO COUNTY - 76990800

Security Type/Description Dated Date/Coupon/Maturity	CUSIP	Par	S&P Rating	Moody's Rating	Trade Date	Settle Date	Original Cost	YTM at Cost	Accrued Interest	Amortized Cost	Market Value
Commercial Paper											
TOYOTA MOTOR CREDIT CORP DTD 10/01/2024 0.000% 05/01/2025	89233GS15	50,000,000.00	A-1+	P-1	10/01/24	10/02/24	48,736,930.56	4.31	0.00	49,281,666.67	49,253,850.00
METLIFE SHORT TERM FUND DTD 11/08/2024 0.000% 05/02/2025	59157TS20	50,000,000.00	A-1+	P-1	11/08/24	11/12/24	48,955,000.00	4.40	0.00	49,260,555.56	49,269,800.00
JOHNSON & JOHNSON DTD 12/06/2024 0.000% 05/07/2025	47816FS77	50,000,000.00	A-1+	P-1	12/06/24	12/09/24	49,112,208.34	4.29	0.00	49,249,250.01	49,241,950.00
CRC FUNDING LLC DTD 11/14/2024 0.000% 05/16/2025	12619TSG0	50,000,000.00	A-1	P-1	11/14/24	11/18/24	48,878,763.89	4.51	0.00	49,154,375.00	49,157,700.00
METLIFE SHORT TERM FUND DTD 12/06/2024 0.000% 05/16/2025	59157TSG9	50,000,000.00	A-1+	P-1	12/06/24	12/09/24	49,045,416.67	4.35	0.00	49,184,375.00	49,186,900.00
CITIGROUP GLOBAL MARKETS DTD 11/26/2024 0.000% 05/20/2025	17327ASL2	50,000,000.00	A-1	P-1	11/26/24	11/27/24	48,905,250.00	4.53	0.00	49,125,458.33	49,136,650.00
JOHNSON & JOHNSON DTD 12/06/2024 0.000% 05/20/2025	47816FSL6	50,000,000.00	A-1+	P-1	12/06/24	12/09/24	49,034,750.00	4.29	0.00	49,171,791.67	49,165,200.00
METLIFE SHORT TERM FUND DTD 12/02/2024 0.000% 05/20/2025	59157TSL8	55,000,000.00	A-1+	P-1	12/02/24	12/03/24	53,870,666.67	4.40	0.00	54,065,611.11	54,079,575.00
CHARTA LLC DTD 12/10/2024 0.000% 05/28/2025	16115VSU4	50,000,000.00	A-1	P-1	12/10/24	12/10/24	48,950,791.66	4.47	0.00	49,087,374.99	49,085,000.00
TOYOTA MOTOR CREDIT CORP DTD 10/29/2024 0.000% 05/29/2025	89233GSV9	50,000,000.00	A-1+	P-1	10/29/24	10/30/24	48,690,041.67	4.47	0.00	49,081,166.67	49,081,150.00
TOYOTA MOTOR CREDIT CORP DTD 10/07/2024 0.000% 07/01/2025	89233GU12	50,000,000.00	A-1+	P-1	12/10/24	12/11/24	48,773,972.20	4.37	0.00	48,901,430.54	48,880,350.00
JP MORGAN SECURITIES LLC DTD 12/16/2024 0.000% 07/01/2025	46590DU16	50,000,000.00	A-1+	P-1	12/17/24	12/17/24	48,802,222.00	4.40	0.00	48,893,888.68	48,894,200.00
METLIFE SHORT TERM FUND DTD 12/27/2024 0.000% 07/01/2025	59157TU19	51,335,000.00	A-1+	P-1	12/27/24	12/30/24	50,218,121.51	4.28	0.00	50,230,327.83	50,195,825.02
BOFA SECURITIES INC DTD 12/03/2024 0.000% 08/01/2025	06054NV16	50,000,000.00	A-1	NR	12/03/24	12/04/24	48,520,000.00	4.44	0.00	48,692,666.67	48,689,750.00

Managed Account Detail of Securities Held

For the Month Ending **December 31, 2024**

SAN BERNARDINO COUNTY - 76990800

Security Type/Description Dated Date/Coupon/Maturity	CUSIP	Par	S&P Rating	Moody's Rating	Trade Date	Settle Date	Original Cost	YTM at Cost	Accrued Interest	Amortized Cost	Market Value
Commercial Paper											
JP MORGAN SECURITIES LLC DTD 12/16/2024 0.000% 08/01/2025	46590DV15	50,000,000.00	A-1+	P-1	12/16/24	12/17/24	48,615,930.50	4.39	0.00	48,707,388.84	48,686,800.00
Security Type Sub-Total		1,336,600,000.00					1,308,536,658.60	4.55	0.00	1,319,388,227.56	1,319,377,016.32
Certificate of Deposit											
BANK OF AMERICA NA DTD 10/03/2024 4.400% 05/01/2025	06051WPY4	50,000,000.00	A-1	P-1	10/02/24	10/03/24	50,000,000.00	4.40	550,000.00	50,000,000.00	49,986,650.00
BANK OF AMERICA NA DTD 10/03/2024 4.340% 06/02/2025	06051WQA5	50,000,000.00	A-1	P-1	10/02/24	10/03/24	50,000,000.00	4.34	542,500.00	50,000,000.00	49,957,000.00
BANK OF AMERICA NA DTD 10/07/2024 4.470% 06/02/2025	06051WQD9	50,000,000.00	A-1	P-1	10/04/24	10/07/24	50,000,000.00	4.47	533,916.67	50,000,000.00	49,984,250.00
BANK OF AMERICA NA DTD 10/03/2024 4.280% 07/01/2025	06051WPZ1	50,000,000.00	A-1	P-1	10/02/24	10/03/24	50,000,000.00	4.28	535,000.00	50,000,000.00	49,938,500.00
Security Type Sub-Total		200,000,000.00					200,000,000.00	4.37	2,161,416.67	200,000,000.00	199,866,400.00
Bank Note											
WELLS FARGO BANK NA (CALLABLE) DTD 08/09/2023 5.550% 08/01/2025	94988J6B8	10,000,000.00	A+	Aa2	08/02/23	08/09/23	9,992,800.00	5.59	231,250.00	9,997,876.40	10,044,690.00
CITIBANK NA (CALLABLE) DTD 04/30/2024 5.438% 04/30/2026	17325FBF4	10,000,000.00	A+	Aa3	04/23/24	04/30/24	10,000,000.00	5.44	92,143.89	10,000,000.00	10,091,010.00
WELLS FARGO BANK NA (CALLABLE) DTD 08/09/2023 5.450% 08/07/2026	94988J6D4	10,000,000.00	A+	Aa2	08/02/23	08/09/23	9,999,200.00	5.45	218,000.00	9,999,572.54	10,119,710.00
Security Type Sub-Total		30,000,000.00					29,992,000.00	5.49	541,393.89	29,997,448.94	30,255,410.00
Asset-Backed Security											
BMWLT 2023-1 A3 DTD 02/15/2023 5.160% 11/25/2025	05593AAC3	1,579,784.02	AAA	Aaa	02/07/23	02/15/23	1,579,746.42	5.27	1,358.61	1,579,771.83	1,580,896.19
TAOT 2021-C A3 DTD 09/27/2021 0.430% 01/15/2026	89239BAC5	836,784.46	AAA	Aaa	09/21/21	09/27/21	836,717.76	0.43	159.92	836,768.34	834,061.56

Managed Account Detail of Securities Held

For the Month Ending **December 31, 2024**

SAN BERNARDINO COUNTY - 76990800

Security Type/Description	CUSIP	Par	S&P Rating	Moody's Rating	Trade Date	Settle Date	Original Cost	YTM at Cost	Accrued Interest	Amortized Cost	Market Value
Asset-Backed Security											
HAROT 2021-4 A3 DTD 11/24/2021 0.880% 01/21/2026	43815GAC3	1,215,762.25	NR	Aaa	11/16/21	11/24/21	1,215,505.97	0.89	297.19	1,215,697.20	1,206,307.27
JDOT 2023-A A2 DTD 03/02/2023 5.280% 03/16/2026	47800CAB2	997,186.21	NR	Aaa	02/22/23	03/02/23	997,151.20	5.28	2,340.06	997,172.29	997,453.45
JDOT 2021-B A3 DTD 07/21/2021 0.520% 03/16/2026	47789OAC4	1,710,879.29	NR	Aaa	07/13/21	07/21/21	1,710,726.68	0.52	395.40	1,710,839.65	1,702,360.82
HAROT 2023-3 A2 DTD 08/22/2023 5.710% 03/18/2026	43815QAB3	1,980,568.70	AAA	NR	08/15/23	08/22/23	1,980,381.14	5.71	4,083.82	1,980,480.18	1,984,418.92
TAOT 2021-D A3 DTD 11/15/2021 0.710% 04/15/2026	89238JAC9	1,181,107.51	AAA	NR	11/09/21	11/15/21	1,181,082.36	0.71	372.71	1,181,100.17	1,172,503.15
HAROT 2023-2 A2 DTD 05/30/2023 5.410% 04/15/2026	437927AB2	1,362,158.61	AAA	Aaa	05/23/23	05/30/23	1,362,077.01	5.41	3,275.23	1,362,122.03	1,364,068.35
TLOT 2023-A A3 DTD 04/18/2023 4.930% 04/20/2026	89239MAC1	10,091,413.84	AAA	Aaa	04/11/23	04/18/23	10,089,653.90	5.07	15,201.59	10,090,650.98	10,101,616.26
BMWOT 2023-A A2A DTD 07/18/2023 5.720% 04/27/2026	05592XAB6	456,847.89	AAA	NR	07/11/23	07/18/23	456,827.24	5.72	435.53	456,838.05	457,454.58
HART 2021-C A3 DTD 11/17/2021 0.740% 05/15/2026	44935FAD6	574,716.89	AAA	NR	11/09/21	11/17/21	574,588.61	0.75	189.02	574,677.72	572,412.27
TAOT 2023-B A2A DTD 05/23/2023 5.280% 05/15/2026	891941AB2	1,147,032.49	NR	Aaa	05/16/23	05/23/23	1,147,005.99	5.28	2,691.70	1,147,020.28	1,147,841.15
HART 2023-B A2A DTD 07/19/2023 5.770% 05/15/2026	44933XAB3	1,256,249.14	AAA	NR	07/11/23	07/19/23	1,256,224.39	5.77	3,221.58	1,256,237.10	1,258,588.27
TAOT 2022-A A3 DTD 01/31/2022 1.230% 06/15/2026	89239KAC5	979,973.21	NR	Aaa	01/25/22	01/31/22	979,806.61	1.23	535.72	979,917.74	972,488.17
JDOT 2023-B A2 DTD 06/28/2023 5.590% 06/15/2026	477920AB8	1,324,913.28	NR	Aaa	06/21/23	06/28/23	1,324,834.98	5.59	3,291.67	1,324,874.82	1,326,397.18
MBART 2021-1 A3 DTD 09/22/2021 0.460% 06/15/2026	58772WAC7	2,348,247.75	AAA	Aaa	09/15/21	09/22/21	2,347,940.60	0.46	480.09	2,348,153.24	2,333,275.32

Managed Account Detail of Securities Held

For the Month Ending **December 31, 2024**

SAN BERNARDINO COUNTY - 76990800

Security Type/Description Dated Date/Coupon/Maturity	CUSIP	Par	S&P Rating	Moody's Rating	Trade Date	Settle Date	Original Cost	YTM at Cost	Accrued Interest	Amortized Cost	Market Value
Asset-Backed Security											
HAROT 2023-4 A2 DTD 11/08/2023 5.870% 06/22/2026	438123AB7	3,029,564.05	NR	Aaa	11/01/23	11/08/23	3,029,329.87	5.87	4,939.87	3,029,431.67	3,041,103.66
TLOT 2024-A A2A DTD 02/27/2024 5.330% 07/20/2026	89238GAB7	1,398,992.99	AAA	NR	02/21/24	02/27/24	1,398,874.21	5.38	2,278.42	1,397,955.29	1,401,287.33
BMWLT 2024-1 A2A DTD 02/14/2024 5.100% 07/27/2026	05611UAB9	4,113,601.99	AAA	Aaa	02/06/24	02/14/24	4,113,517.66	5.10	3,496.56	4,113,552.37	4,122,923.41
TAOT 2023-C A2A DTD 08/15/2023 5.600% 08/17/2026	89231FAB6	973,615.68	AAA	NR	08/08/23	08/15/23	973,556.19	5.60	2,423.22	973,583.46	975,762.50
JDOT 2023-C A2 DTD 09/19/2023 5.760% 08/17/2026	47787CAB9	3,362,503.16	NR	Aaa	09/12/23	09/19/23	3,362,277.88	5.76	8,608.01	3,362,372.85	3,370,495.83
BMWOT 2022-A A3 DTD 05/18/2022 3.210% 08/25/2026	05602RAD3	4,588,553.09	AAA	Aaa	05/10/22	05/18/22	4,588,314.49	3.21	2,454.88	4,588,460.87	4,567,679.76
FORDO 2023-C A2A DTD 11/21/2023 5.680% 09/15/2026	344940AB7	2,012,121.76	AAA	Aaa	11/16/23	11/21/23	2,011,939.26	5.68	5,079.49	2,012,010.80	2,018,160.13
JDOT 2022-A A3 DTD 03/16/2022 2.320% 09/15/2026	47787JAC2	2,342,097.88	NR	Aaa	03/10/22	03/16/22	2,341,579.81	2.33	2,414.96	2,341,901.41	2,322,590.55
TAOT 2022-B A3 DTD 04/13/2022 2.930% 09/15/2026	89238FAD5	4,853,584.16	AAA	Aaa	04/07/22	04/13/22	4,853,470.59	2.93	6,320.45	4,853,540.36	4,824,113.20
HAROT 2024-1 A2 DTD 02/21/2024 5.360% 09/15/2026	437918AB1	17,902,605.91	AAA	Aaa	02/13/24	02/21/24	17,900,953.49	5.36	42,647.99	17,901,499.49	17,951,193.58
GMCAR 2023-3 A2A DTD 07/19/2023 5.740% 09/16/2026	36267KAB3	570,695.01	AAA	Aaa	07/11/23	07/19/23	570,684.68	5.74	1,364.91	570,689.42	571,820.99
BMWLT 2023-2 A3 DTD 10/11/2023 5.990% 09/25/2026	055979AC2	2,805,505.81	AAA	NR	10/03/23	10/11/23	2,805,448.85	5.99	2,800.83	2,805,473.55	2,824,008.12
MBART 2023-2 A2 DTD 10/25/2023 5.920% 11/16/2026	58769FAB1	1,830,985.10	AAA	NR	10/19/23	10/25/23	1,830,903.07	5.92	4,817.53	1,830,933.23	1,836,941.30
GMCAR 2023-4 A2A DTD 10/11/2023 5.890% 11/16/2026	379930AB6	2,435,669.67	AAA	Aaa	10/03/23	10/11/23	2,435,437.55	5.89	5,977.54	2,435,527.33	2,444,494.11

Managed Account Detail of Securities Held

For the Month Ending **December 31, 2024**

SAN BERNARDINO COUNTY - 76990800

Security Type/Description	CUSIP	Par	S&P Rating	Moody's Rating	Trade Date	Settle Date	Original Cost	YTM at Cost	Accrued Interest	Amortized Cost	Market Value
Asset-Backed Security											
TAOT 2023-D A2A DTD 11/14/2023 5.800% 11/16/2026	89239FAB8	3,634,848.94	AAA	NR	11/07/23	11/14/23	3,634,794.05	5.80	9,369.83	3,634,816.72	3,647,258.31
HART 2022-B A3 DTD 07/20/2022 3.720% 11/16/2026	44918MAD2	5,497,045.42	AAA	NR	07/12/22	07/20/22	5,497,043.22	3.72	9,088.45	5,497,044.47	5,478,773.24
HAROT 2024-2 A2 DTD 05/21/2024 5.480% 11/18/2026	437930AB6	11,251,070.95	AAA	NR	05/14/24	05/21/24	11,250,860.56	5.48	22,264.62	11,250,910.47	11,300,226.88
MBALT 2024-B A2A DTD 09/25/2024 4.570% 12/15/2026	58769GAB9	2,500,000.00	AAA	NR	09/17/24	09/25/24	2,499,919.00	4.57	5,077.78	2,499,929.98	2,500,512.50
TAOT 2024-A A2A DTD 01/30/2024 5.130% 12/15/2026	89238DAB4	13,062,407.54	AAA	Aaa	01/23/24	01/30/24	13,061,849.78	5.13	29,782.29	13,062,019.46	13,082,275.46
HART 2023-C A2A DTD 11/13/2023 5.800% 01/15/2027	44918CAB8	3,217,504.31	AAA	NR	11/03/23	11/13/23	3,217,353.73	5.80	8,294.01	3,217,405.54	3,230,747.55
FORDO 2024-A A2A DTD 03/19/2024 5.320% 01/15/2027	34535EAB8	9,074,301.81	NR	Aaa	03/14/24	03/19/24	9,073,983.30	5.32	21,455.68	9,074,074.36	9,103,230.69
MBALT 2023-A A3 DTD 05/24/2023 4.740% 01/15/2027	58768RAC4	18,927,510.62	AAA	Aaa	05/11/23	05/24/23	18,926,851.94	4.78	39,873.96	18,927,141.83	18,944,602.16
BMWLT 2024-2 A2A DTD 10/07/2024 4.290% 01/25/2027	05613MAB5	8,000,000.00	NR	Aaa	10/01/24	10/07/24	7,999,305.60	4.29	5,720.00	7,999,384.04	7,986,632.00
JDOT 2024-A A2A DTD 03/19/2024 5.190% 02/16/2027	47800RAB9	3,029,832.99	NR	Aaa	03/11/24	03/19/24	3,029,655.14	5.15	6,988.81	3,029,706.79	3,038,958.85
GMCAR 2024-1 A2A DTD 01/17/2024 5.120% 02/16/2027	36268GAB1	4,998,317.56	NR	Aaa	01/09/24	01/17/24	4,998,214.60	5.12	10,663.08	4,998,247.26	5,008,759.05
JDOT 2022-B A3 DTD 07/20/2022 3.740% 02/16/2027	47800AAC4	5,249,924.39	NR	Aaa	07/12/22	07/20/22	5,249,423.03	3.74	8,726.54	5,249,691.38	5,227,066.22
MBALT 2024-A A2A DTD 05/23/2024 5.440% 02/16/2027	58770JAB0	6,970,562.81	NR	Aaa	05/17/24	05/23/24	6,969,878.30	5.44	16,853.27	6,970,032.42	7,003,819.36
TLOT 2024-B A2A DTD 09/17/2024 4.310% 02/22/2027	891943AB8	4,000,000.00	NR	Aaa	09/11/24	09/17/24	3,999,485.20	4.32	5,267.78	3,999,550.73	3,993,448.00

Managed Account Detail of Securities Held

For the Month Ending **December 31, 2024**

SAN BERNARDINO COUNTY - 76990800

Security Type/Description Dated Date/Coupon/Maturity	CUSIP	Par	S&P Rating	Moody's Rating	Trade Date	Settle Date	Original Cost	YTM at Cost	Accrued Interest	Amortized Cost	Market Value
Asset-Backed Security											
HAROT 2024-3 A2 DTD 08/21/2024 4.890% 02/22/2027	43813YAB8	7,250,000.00	NR	Aaa	08/12/24	08/21/24	7,249,432.33	4.89	9,847.92	7,249,514.48	7,271,133.75
BMWOT 2024-A A2A DTD 06/11/2024 5.420% 02/25/2027	096919AB1	11,108,494.81	AAA	Aaa	06/06/24	06/11/24	11,108,269.31	5.42	10,034.67	11,108,314.84	11,154,017.42
HAROT 2024-4 A2 DTD 10/24/2024 4.560% 03/15/2027	43816DAB1	7,000,000.00	AAA	Aaa	10/16/24	10/24/24	6,999,522.60	4.56	14,186.67	6,999,560.18	7,003,108.00
TAOT 2024-B A2A DTD 04/30/2024 5.410% 03/15/2027	89237NAB3	10,332,784.16	AAA	Aaa	04/23/24	04/30/24	10,332,041.24	5.41	24,844.61	10,332,205.39	10,372,141.74
GMCAR 2024-2 A2A DTD 04/10/2024 5.330% 03/16/2027	379931AB4	4,798,667.61	AAA	Aaa	04/04/24	04/10/24	4,798,350.42	5.33	10,657.04	4,798,428.19	4,814,911.10
BMWLT 2024-1 A3 DTD 02/14/2024 4.980% 03/25/2027	05611UAD5	16,000,000.00	AAA	Aaa	02/06/24	02/14/24	15,999,603.20	5.07	13,280.00	15,968,913.78	16,084,976.00
HART 2024-A A2A DTD 03/20/2024 5.290% 04/15/2027	448973AB3	4,501,029.36	AAA	NR	03/11/24	03/20/24	4,500,975.34	5.29	10,582.42	4,500,990.63	4,516,112.31
FORDO 2024-B A2A DTD 06/24/2024 5.400% 04/15/2027	34531OAB5	7,500,000.00	AAA	Aaa	06/18/24	06/24/24	7,499,439.00	5.40	18,000.00	7,499,548.82	7,535,175.00
HART 2023-A A3 DTD 04/12/2023 4.580% 04/15/2027	448979AD6	13,141,023.14	AAA	NR	04/04/23	04/12/23	13,139,740.58	4.58	26,749.28	13,140,290.75	13,145,228.27
TLOT 2024-A A3 DTD 02/27/2024 5.250% 04/20/2027	89238GAD3	3,500,000.00	AAA	NR	02/21/24	02/27/24	3,499,852.30	5.29	5,614.58	3,497,220.84	3,527,744.50
HAROT 2023-1 A3 DTD 02/24/2023 5.040% 04/21/2027	43815JAC7	6,177,261.64	NR	Aaa	02/16/23	02/24/23	6,176,113.91	5.04	8,648.17	6,176,625.29	6,198,202.56
AMXCA 2022-2 A DTD 05/24/2022 3.390% 05/15/2027	02582JJT8	20,000,000.00	AAA	NR	05/17/22	05/24/22	19,995,576.00	3.39	30,133.33	19,997,890.50	19,911,120.00
TAOT 2024-C A2A DTD 07/30/2024 5.160% 05/17/2027	89237OAB6	5,750,000.00	AAA	NR	07/23/24	07/30/24	5,749,945.38	5.16	13,186.67	5,749,961.48	5,773,557.75
JDOT 2024-B A2A DTD 06/18/2024 5.420% 05/17/2027	47786WAB6	21,000,000.00	NR	Aaa	06/11/24	06/18/24	20,998,782.00	5.42	50,586.67	20,999,018.27	21,132,951.00

Managed Account Detail of Securities Held

For the Month Ending **December 31, 2024**

SAN BERNARDINO COUNTY - 76990800

Security Type/Description Dated Date/Coupon/Maturity	CUSIP	Par	S&P Rating	Moody's Rating	Trade Date	Settle Date	Original Cost	YTM at Cost	Accrued Interest	Amortized Cost	Market Value
Asset-Backed Security											
MBART 2024-1 A2A DTD 01/24/2024 5.060% 05/17/2027	587918AB9	29,378,463.32	AAA	Aaa	01/17/24	01/24/24	29,375,202.31	5.06	66,068.90	29,376,098.73	29,428,347.95
HART 2024-B A2A DTD 07/24/2024 5.150% 06/15/2027	44934QAB7	4,000,000.00	AAA	NR	07/16/24	07/24/24	3,999,838.40	5.15	9,155.56	3,999,861.88	4,014,660.00
JDOT 2022-C A3 DTD 10/19/2022 5.090% 06/15/2027	47800BAC2	22,074,490.15	NR	Aaa	10/12/22	10/19/22	22,072,777.17	5.09	49,937.40	22,073,586.64	22,138,903.51
HART 2022-C A3 DTD 11/09/2022 5.390% 06/15/2027	44933DAD3	37,993,372.25	AAA	NR	11/01/22	11/09/22	37,993,189.88	5.39	91,015.23	37,993,274.87	38,191,393.70
GMCAR 2024-3 A2A DTD 07/10/2024 5.350% 06/16/2027	38013KAB6	8,000,000.00	AAA	Aaa	07/02/24	07/10/24	7,999,980.00	5.35	17,833.33	8,000,000.00	8,037,912.00
FORDO 2024-C A2A DTD 09/20/2024 4.320% 08/15/2027	34532UAB5	3,500,000.00	AAA	NR	09/17/24	09/20/24	3,499,859.65	4.32	6,720.00	3,499,878.73	3,496,937.50
TAOT 2024-D A2A DTD 10/17/2024 4.550% 08/16/2027	89239TAB8	3,100,000.00	AAA	Aaa	10/11/24	10/17/24	3,099,798.19	4.55	6,268.89	3,099,816.25	3,102,204.10
JDOT 2024-C A2A DTD 09/17/2024 4.360% 08/16/2027	477911AB7	3,250,000.00	NR	Aaa	09/11/24	09/17/24	3,249,664.93	4.36	6,297.78	3,249,702.26	3,249,038.00
MBART 2022-1 A3 DTD 11/22/2022 5.210% 08/16/2027	58768PAC8	14,293,102.02	AAA	Aaa	11/15/22	11/22/22	14,290,274.85	5.21	33,096.47	14,291,534.13	14,358,249.98
HART 2024-C A2A DTD 10/16/2024 4.530% 09/15/2027	448976AB6	3,500,000.00	AAA	NR	10/09/24	10/16/24	3,499,787.55	4.53	7,046.67	3,499,804.29	3,501,375.50
TAOT 2023-A A3 DTD 01/30/2023 4.630% 09/15/2027	891940AC2	12,382,685.86	AAA	NR	01/24/23	01/30/23	12,382,679.67	4.63	25,480.82	12,382,682.23	12,390,623.16
TAOT 2022-D A3 DTD 11/08/2022 5.300% 09/15/2027	89239HAD0	65,931,722.67	NR	Aaa	11/01/22	11/08/22	65,925,215.21	5.30	155,305.84	65,928,094.58	66,321,708.81
FORDO 2024-D A2A DTD 11/22/2024 4.590% 10/15/2027	34535VAB0	5,000,000.00	NR	Aaa	11/19/24	11/22/24	4,999,756.00	4.59	10,200.00	4,999,764.83	5,007,100.00
AMXCA 2022-4 A DTD 11/03/2022 4.950% 10/15/2027	02582JJX9	33,000,000.00	AAA	NR	10/27/22	11/03/22	32,998,363.20	4.95	72,600.00	32,999,077.78	33,121,473.00

Managed Account Detail of Securities Held

For the Month Ending **December 31, 2024**

SAN BERNARDINO COUNTY - 76990800

Security Type/Description Dated Date/Coupon/Maturity	CUSIP	Par	S&P Rating	Moody's Rating	Trade Date	Settle Date	Original Cost	YTM at Cost	Accrued Interest	Amortized Cost	Market Value
Asset-Backed Security											
GMCAR 2024-4 A2A DTD 10/16/2024 4.530% 10/18/2027	38014AAB7	2,500,000.00	AAA	Aaa	10/09/24	10/16/24	2,499,895.75	4.53	4,718.75	2,499,908.21	2,501,835.00
HAROT 2023-2 A3 DTD 05/30/2023 4.930% 11/15/2027	437927AC0	4,000,000.00	AAA	Aaa	05/23/23	05/30/23	3,999,352.00	4.93	8,764.44	3,999,582.53	4,025,912.00
MBART 2023-1 A3 DTD 01/25/2023 4.510% 11/15/2027	58770AAC7	5,402,794.93	AAA	NR	01/18/23	01/25/23	5,402,146.59	4.51	10,829.60	5,402,407.42	5,403,459.47
JDOT 2023-A A3 DTD 03/02/2023 5.010% 11/15/2027	47800CAC0	22,000,000.00	NR	Aaa	02/22/23	03/02/23	21,995,991.60	5.01	48,986.67	21,997,551.86	22,097,900.00
CCFIT 2023-A1 A1 DTD 12/11/2023 5.230% 12/08/2027	17305EGW9	9,000,000.00	AAA	Aaa	12/04/23	12/11/23	8,998,871.40	5.23	30,072.50	8,999,153.01	9,058,365.00
MBALT 2024-A A3 DTD 05/23/2024 5.320% 01/18/2028	58770JAD6	4,000,000.00	NR	Aaa	05/17/24	05/23/24	3,999,532.00	5.32	9,457.78	3,999,607.00	4,047,328.00
TAOT 2023-B A3 DTD 05/23/2023 4.710% 02/15/2028	891941AD8	12,500,000.00	NR	Aaa	05/16/23	05/23/23	12,499,301.25	4.71	26,166.67	12,499,538.54	12,538,375.00
HAROT 2023-3 A3 DTD 08/22/2023 5.410% 02/18/2028	43815OAC1	6,500,000.00	AAA	NR	08/15/23	08/22/23	6,498,659.70	5.42	12,698.47	6,499,065.27	6,564,766.00
BMWOT 2023-A A3 DTD 07/18/2023 5.470% 02/25/2028	05592XAD2	3,000,000.00	AAA	NR	07/11/23	07/18/23	2,999,468.40	5.47	2,735.00	2,999,636.19	3,027,555.00
JDOT 2023-B A3 DTD 06/28/2023 5.180% 03/15/2028	477920AC6	4,000,000.00	NR	Aaa	06/21/23	06/28/23	3,999,332.80	5.18	9,208.89	3,999,546.29	4,032,964.00
DCENT 2023-A1 A DTD 04/11/2023 4.310% 03/15/2028	254683CY9	45,000,000.00	NR	Aaa	04/04/23	04/11/23	44,997,390.00	4.31	86,200.00	44,998,302.15	44,897,580.00
VZMT 2023-2 A DTD 04/25/2023 4.890% 04/13/2028	92348KBL6	35,000,000.00	AAA	NR	04/18/23	04/25/23	34,999,450.50	4.89	52,295.83	34,999,636.74	35,024,080.00
TAOT 2023-C A3 DTD 08/15/2023 5.160% 04/17/2028	89231FAD2	2,000,000.00	AAA	NR	08/09/23	08/15/23	1,999,547.60	5.17	4,586.67	1,999,681.01	2,015,612.00
HART 2023-B A3 DTD 07/19/2023 5.480% 04/17/2028	44933XAD9	5,000,000.00	AAA	NR	07/11/23	07/19/23	4,999,783.00	5.48	12,177.78	4,999,849.32	5,054,635.00

Managed Account Detail of Securities Held

For the Month Ending **December 31, 2024**

SAN BERNARDINO COUNTY - 76990800

Security Type/Description	CUSIP	Par	S&P Rating	Moody's Rating	Trade Date	Settle Date	Original Cost	YTM at Cost	Accrued Interest	Amortized Cost	Market Value
Asset-Backed Security											
JDOT 2023-C A3 DTD 09/19/2023 5.480% 05/15/2028	47787CAC7	6,750,000.00	NR	Aaa	09/12/23	09/19/23	6,749,536.28	5.48	16,440.00	6,749,668.17	6,826,788.00
AMXCA 2023-1 A DTD 06/14/2023 4.870% 05/15/2028	02582JJZ4	14,000,000.00	AAA	NR	06/07/23	06/14/23	13,998,758.20	4.87	30,302.22	13,999,148.76	14,073,808.00
COMET 2023-A1 A DTD 05/24/2023 4.420% 05/15/2028	14041NGD7	50,000,000.00	AAA	NR	05/17/23	05/24/23	49,988,535.00	4.45	98,222.22	49,992,228.60	50,003,700.00
DCENT 2023-A2 A DTD 06/28/2023 4.930% 06/15/2028	254683CZ6	25,000,000.00	AAA	Aaa	06/21/23	06/28/23	24,996,622.50	4.93	54,777.78	24,997,648.78	25,163,425.00
GMCAR 2023-3 A3 DTD 07/19/2023 5.450% 06/16/2028	36267KAD9	5,000,000.00	AAA	Aaa	07/11/23	07/19/23	4,999,807.00	5.45	11,354.17	4,999,864.02	5,053,960.00
HAROT 2023-4 A3 DTD 11/08/2023 5.670% 06/21/2028	438123AC5	2,250,000.00	NR	Aaa	11/01/23	11/08/23	2,249,603.78	5.67	3,543.75	2,249,695.74	2,285,714.25
TAOT 2023-D A3 DTD 11/14/2023 5.540% 08/15/2028	89239FAD4	3,250,000.00	AAA	NR	11/07/23	11/14/23	3,249,649.65	5.54	8,002.22	3,249,733.91	3,297,641.75
HAROT 2024-1 A3 DTD 02/21/2024 5.210% 08/15/2028	437918AC9	16,500,000.00	AAA	Aaa	02/13/24	02/21/24	16,499,282.25	5.21	38,206.67	16,499,456.42	16,670,461.50
HART 2023-C A3 DTD 11/13/2023 5.540% 10/16/2028	44918CAD4	2,750,000.00	AAA	NR	11/03/23	11/13/23	2,749,638.38	5.54	6,771.11	2,749,718.46	2,790,436.00
TAOT 2024-A A3 DTD 01/30/2024 4.830% 10/16/2028	89238DAD0	12,000,000.00	AAA	Aaa	01/23/24	01/30/24	11,997,598.80	4.83	25,760.00	11,998,049.65	12,061,308.00
JDOT 2024-A A3 DTD 03/19/2024 4.960% 11/15/2028	47800RAD5	2,700,000.00	NR	Aaa	03/11/24	03/19/24	2,699,848.80	4.97	5,952.00	2,698,614.20	2,720,628.00
HAROT 2024-2 A3 DTD 05/21/2024 5.270% 11/20/2028	437930AC4	12,000,000.00	AAA	NR	05/14/24	05/21/24	11,998,542.00	5.27	22,836.67	11,998,737.54	12,145,008.00
GMCAR 2024-1 A3 DTD 01/17/2024 4.850% 12/18/2028	36268GAD7	3,000,000.00	NR	Aaa	01/09/24	01/17/24	2,999,396.70	4.85	6,062.50	2,999,503.31	3,015,324.00
VZMT 2024-1 A1A DTD 01/18/2024 5.000% 12/20/2028	92348KCL5	17,000,000.00	AAA	Aaa	01/09/24	01/18/24	16,999,493.40	5.00	25,972.22	16,999,633.45	17,086,513.00

Managed Account Detail of Securities Held

For the Month Ending **December 31, 2024**

SAN BERNARDINO COUNTY - 76990800

Security Type/Description Dated Date/Coupon/Maturity	CUSIP	Par	S&P Rating	Moody's Rating	Trade Date	Settle Date	Original Cost	YTM at Cost	Accrued Interest	Amortized Cost	Market Value
Asset-Backed Security											
TAOT 2024-B A3 DTD 04/30/2024 5.330% 01/16/2029	89237NAD9	17,500,000.00	AAA	Aaa	04/23/24	04/30/24	17,497,504.50	5.33	41,455.56	17,497,841.04	17,737,807.50
CHAIT 2024-A1 A DTD 01/31/2024 4.600% 01/16/2029	161571HV9	65,000,000.00	AAA	NR	01/24/24	01/31/24	64,990,100.50	4.60	132,888.89	64,991,863.89	65,162,955.00
HART 2024-A A3 DTD 03/20/2024 4.990% 02/15/2029	448973AD9	4,000,000.00	AAA	NR	03/11/24	03/20/24	3,999,118.00	5.00	8,871.11	3,999,256.30	4,029,472.00
BMWOT 2024-A A3 DTD 06/11/2024 5.180% 02/26/2029	096919AD7	11,000,000.00	AAA	Aaa	06/06/24	06/11/24	10,998,329.10	5.18	9,496.67	10,998,523.32	11,129,129.00
HART 2024-B A3 DTD 07/24/2024 4.840% 03/15/2029	44934OAD3	3,800,000.00	AAA	NR	07/16/24	07/24/24	3,799,426.58	4.84	8,174.22	3,799,480.44	3,819,273.60
TAOT 2024-C A3 DTD 07/30/2024 4.880% 03/15/2029	89237OAD2	6,500,000.00	AAA	NR	07/23/24	07/30/24	6,499,996.10	4.88	14,097.78	6,500,000.00	6,544,655.00
JDOT 2024-B A3 DTD 06/18/2024 5.200% 03/15/2029	47786WAD2	12,500,000.00	NR	Aaa	06/11/24	06/18/24	12,497,556.25	5.20	28,888.89	12,497,832.38	12,655,212.50
FORDO 2024-B A3 DTD 06/24/2024 5.100% 04/15/2029	34531OAD1	7,250,000.00	AAA	Aaa	06/18/24	06/24/24	7,249,933.30	5.10	16,433.33	7,249,944.25	7,334,187.00
GMCAR 2024-3 A3 DTD 07/10/2024 5.130% 04/16/2029	38013KAD2	8,000,000.00	AAA	Aaa	07/02/24	07/10/24	7,998,768.80	5.13	17,100.00	7,998,892.81	8,088,200.00
Security Type Sub-Total		1,031,792,941.06					1,031,694,974.99	4.91	2,087,268.55	1,031,689,670.79	1,035,617,307.83
Managed Account Sub-Total		16,018,991,043.12					15,591,768,876.57	4.19	45,312,515.94	15,756,649,470.83	15,722,505,801.00
Securities Sub-Total		\$16,018,991,043.12					\$15,591,768,876.57	4.19%	\$45,312,515.94	\$15,756,649,470.83	\$15,722,505,801.00
Accrued Interest											\$45,312,515.94
Total Investments											\$15,767,818,316.94

Managed Account Fair Market Value & Analytics

For the Month Ending **December 31, 2024**

SAN BERNARDINO COUNTY - 76990800

Security Type/Description	Dated Date/Coupon/Maturity	CUSIP	Par	Broker	Next Call Date	Market Price	Market Value	Unreal G/L On Cost	Unreal G/L Amort Cost	Effective Duration	YTM at Mkt
U.S. Treasury Bond / Note											
US TREASURY N/B		912828Z52	50,000,000.00	BOFAML		99.76	49,882,250.00	(963,453.13)	(139,052.35)	0.09	5.32
DTD 01/31/2020 1.375% 01/31/2025											
US TREASURY N/B		912828J27	50,000,000.00	MIZU		99.71	49,857,400.00	(718,771.88)	(156,362.07)	0.13	5.33
DTD 02/17/2015 2.000% 02/15/2025											
US TREASURY N/B		91282CDZ1	50,000,000.00	Barclays		99.65	49,824,850.00	57,271.87	(165,465.76)	0.13	4.47
DTD 02/15/2022 1.500% 02/15/2025											
US TREASURY N/B		91282CED9	100,000,000.00	Barclays		99.50	99,496,100.00	3,605,475.00	(64,040.21)	0.20	5.09
DTD 03/15/2022 1.750% 03/15/2025											
US TREASURY N/B		912828XB1	50,000,000.00	BMO		99.22	49,608,200.00	(1,501,175.00)	(466,765.33)	0.36	5.02
DTD 05/15/2015 2.125% 05/15/2025											
US TREASURY N/B		91282CEO0	50,000,000.00	BOFAML		99.45	49,725,000.00	72,656.25	(231,461.74)	0.36	4.68
DTD 05/16/2022 2.750% 05/15/2025											
US TREASURY N/B		912828ZT0	50,000,000.00	Citigrou		98.38	49,188,650.00	520,681.25	(655,738.87)	0.41	4.93
DTD 06/01/2020 0.250% 05/31/2025											
US TREASURY N/B		91282CEU1	25,000,000.00	MorganSt		99.40	24,849,025.00	494,532.81	(15,982.87)	0.45	4.53
DTD 06/15/2022 2.875% 06/15/2025											
US TREASURY N/B		91282CEU1	25,000,000.00	MUFG		99.40	24,849,025.00	495,509.37	(15,607.08)	0.45	4.53
DTD 06/15/2022 2.875% 06/15/2025											
US TREASURY N/B		912828ZW3	50,000,000.00	TorontoD		98.09	49,043,450.00	437,981.25	(765,518.32)	0.49	5.10
DTD 06/30/2020 0.250% 06/30/2025											
US TREASURY N/B		912828ZW3	50,000,000.00	BOFAML		98.09	49,043,450.00	877,434.37	(692,878.13)	0.49	5.10
DTD 06/30/2020 0.250% 06/30/2025											
US TREASURY N/B		912828ZW3	50,000,000.00	RBC Capi		98.09	49,043,450.00	3,049,309.37	(310,443.65)	0.49	5.10
DTD 06/30/2020 0.250% 06/30/2025											
US TREASURY N/B		912828ZW3	75,000,000.00	MorganSt		98.09	73,565,175.00	1,506,581.25	(1,011,262.50)	0.49	5.10
DTD 06/30/2020 0.250% 06/30/2025											
US TREASURY N/B		912828ZW3	75,000,000.00	MIZU		98.09	73,565,175.00	1,588,612.50	(997,701.50)	0.49	5.10
DTD 06/30/2020 0.250% 06/30/2025											
US TREASURY N/B		91282CEY3	50,000,000.00	BNPPSA		99.35	49,677,350.00	671,490.62	(87,955.79)	0.52	4.87
DTD 07/15/2022 3.000% 07/15/2025											
US TREASURY N/B		91282CAB7	50,000,000.00	PiperJaf		97.73	48,862,800.00	392,096.87	(897,288.00)	0.57	4.77
DTD 07/31/2020 0.250% 07/31/2025											
US TREASURY N/B		91282CAB7	50,000,000.00	Barclays		97.73	48,862,800.00	380,378.12	(899,126.41)	0.57	4.77
DTD 07/31/2020 0.250% 07/31/2025											

Managed Account Fair Market Value & Analytics

For the Month Ending **December 31, 2024**

SAN BERNARDINO COUNTY - 76990800

Security Type/Description	Dated Date/Coupon/Maturity	CUSIP	Par	Broker	Next Call Date	Market Price	Market Value	Unreal G/L On Cost	Unreal G/L Amort Cost	Effective Duration	YTM at Mkt
U.S. Treasury Bond / Note											
US TREASURY N/B	DTD 08/31/2020 0.250% 08/31/2025	91282CAJ0	50,000,000.00	DAIW		97.39	48,696,300.00	836,925.00	(911,252.08)	0.65	4.46
US TREASURY N/B	DTD 08/31/2020 0.250% 08/31/2025	91282CAJ0	50,000,000.00	Citigrou		97.39	48,696,300.00	3,215,831.25	(360,832.27)	0.65	4.46
US TREASURY N/B	DTD 08/31/2020 0.250% 08/31/2025	91282CAJ0	75,000,000.00	Citigrou		97.39	73,044,450.00	2,274,918.75	(1,148,793.94)	0.65	4.46
US TREASURY N/B	DTD 09/30/2020 0.250% 09/30/2025	91282CAM3	50,000,000.00	WellsFar		97.09	48,546,500.00	1,595,328.12	(813,128.38)	0.73	4.35
US TREASURY N/B	DTD 11/02/2020 0.250% 10/31/2025	91282CAT8	50,000,000.00	MorganSt		96.78	48,388,300.00	2,599,237.50	(633,238.30)	0.82	4.44
US TREASURY N/B	DTD 11/02/2020 0.250% 10/31/2025	91282CAT8	50,000,000.00	BankofAm		96.78	48,388,300.00	4,300,409.37	(25,013.43)	0.82	4.44
US TREASURY N/B	DTD 02/01/2021 0.375% 01/31/2026	91282CBH3	50,000,000.00	RBC Capi		95.95	47,974,600.00	3,841,787.50	(114,815.45)	1.06	4.28
US TREASURY N/B	DTD 02/01/2021 0.375% 01/31/2026	91282CBH3	50,000,000.00	BNPPSA		95.95	47,974,600.00	4,017,568.75	(47,792.17)	1.06	4.28
US TREASURY N/B	DTD 02/01/2021 0.375% 01/31/2026	91282CBH3	50,000,000.00	JPMorgan		95.95	47,974,600.00	3,408,193.75	(114,207.18)	1.06	4.28
US TREASURY N/B	DTD 03/01/2021 0.500% 02/28/2026	91282CBO3	50,000,000.00	BNPPSA		95.80	47,902,350.00	4,128,912.50	57,698.56	1.13	4.25
US TREASURY N/B	DTD 06/01/2021 0.750% 05/31/2026	91282CCF6	50,000,000.00	StifelNi		95.24	47,619,150.00	3,394,540.62	(159,545.92)	1.38	4.26
US TREASURY N/B	DTD 05/31/2019 2.125% 05/31/2026	9128286X3	50,000,000.00	Barclays		97.10	48,550,800.00	2,251,971.87	10,297.33	1.37	4.32
US TREASURY N/B	DTD 06/01/2021 0.750% 05/31/2026	91282CCF6	100,000,000.00	BNPPSA		95.24	95,238,300.00	3,125,018.75	425,605.44	1.38	4.26
US TREASURY N/B	DTD 06/30/2021 0.875% 06/30/2026	91282CCJ8	50,000,000.00	BOFAML		95.14	47,572,250.00	2,599,593.75	(205,606.98)	1.46	4.26
US TREASURY N/B	DTD 06/30/2021 0.875% 06/30/2026	91282CCJ8	50,000,000.00	DAIW		95.14	47,572,250.00	2,716,781.25	(150,114.31)	1.46	4.26
US TREASURY N/B	DTD 07/01/2019 1.875% 06/30/2026	9128287B0	50,000,000.00	BMO		96.60	48,300,800.00	1,460,956.25	150,730.35	1.45	4.29
US TREASURY N/B	DTD 07/01/2019 1.875% 06/30/2026	9128287B0	50,000,000.00	BNPPSA		96.60	48,300,800.00	1,457,050.00	148,443.66	1.45	4.29

Managed Account Fair Market Value & Analytics

For the Month Ending **December 31, 2024**

SAN BERNARDINO COUNTY - 76990800

Security Type/Description	Dated Date/Coupon/Maturity	CUSIP	Par	Broker	Next Call Date	Market Price	Market Value	Unreal G/L On Cost	Unreal G/L Amort Cost	Effective Duration	YTM at Mkt
U.S. Treasury Bond / Note											
US TREASURY N/B	DTD 06/30/2021 0.875% 06/30/2026	91282CCJ8	100,000,000.00	WellsFar		95.14	95,144,500.00	3,062,468.75	(185,269.51)	1.46	4.26
US TREASURY N/B	DTD 08/02/2021 0.625% 07/31/2026	91282CCP4	50,000,000.00	BOFAML		94.50	47,250,000.00	1,816,406.25	377,526.75	1.54	4.26
US TREASURY N/B	DTD 08/02/2021 0.625% 07/31/2026	91282CCP4	100,000,000.00	BOFAML		94.50	94,500,000.00	3,117,187.50	298,481.31	1.54	4.26
US TREASURY N/B	DTD 08/02/2021 0.625% 07/31/2026	91282CCP4	100,000,000.00	TWEB		94.50	94,500,000.00	42,968.75	(151,547.88)	1.54	4.26
US TREASURY N/B	DTD 08/31/2021 0.750% 08/31/2026	91282CCW9	50,000,000.00	BOFAML		94.43	47,214,850.00	1,773,443.75	388,091.29	1.62	4.27
US TREASURY N/B	DTD 08/31/2021 0.750% 08/31/2026	91282CCW9	100,000,000.00	TD Secur		94.43	94,429,700.00	2,996,106.25	291,941.94	1.62	4.27
US TREASURY N/B	DTD 09/30/2021 0.875% 09/30/2026	91282CCZ2	50,000,000.00	JPMorgan		94.36	47,181,650.00	1,707,040.62	377,518.99	1.70	4.27
US TREASURY N/B	DTD 05/15/2017 2.375% 05/15/2027	912828X88	50,000,000.00	Citigrou		95.76	47,878,900.00	1,820,306.25	(106,085.21)	2.26	4.35
US TREASURY N/B	DTD 05/15/2017 2.375% 05/15/2027	912828X88	50,000,000.00	Barclays		95.76	47,878,900.00	1,546,868.75	(208,532.11)	2.26	4.35
US TREASURY N/B	DTD 06/30/2020 0.500% 06/30/2027	912828ZV5	50,000,000.00	BOFAML		91.16	45,582,050.00	3,459,003.12	(203,942.16)	2.43	4.27
US TREASURY N/B	DTD 06/30/2020 0.500% 06/30/2027	912828ZV5	50,000,000.00	MorganSt		91.16	45,582,050.00	1,939,471.87	45,980.48	2.43	4.27
US TREASURY N/B	DTD 06/30/2020 0.500% 06/30/2027	912828ZV5	50,000,000.00	WellsFar		91.16	45,582,050.00	1,935,565.62	43,237.67	2.43	4.27
US TREASURY N/B	DTD 06/30/2022 3.250% 06/30/2027	91282CEW7	50,000,000.00	MorganSt		97.64	48,822,250.00	126,937.50	(245,098.29)	2.37	4.26
US TREASURY N/B	DTD 06/30/2022 3.250% 06/30/2027	91282CEW7	50,000,000.00	JPMorgan		97.64	48,822,250.00	138,656.25	(235,981.38)	2.37	4.26
US TREASURY N/B	DTD 06/30/2022 3.250% 06/30/2027	91282CEW7	50,000,000.00	BMO		97.64	48,822,250.00	60,531.25	(289,778.42)	2.37	4.26
US TREASURY N/B	DTD 06/30/2022 3.250% 06/30/2027	91282CEW7	100,000,000.00	Citigrou		97.64	97,644,500.00	238,250.00	(501,366.06)	2.37	4.26
US TREASURY N/B	DTD 07/31/2020 0.375% 07/31/2027	91282CAD3	50,000,000.00	TD Secur		90.56	45,279,300.00	3,419,925.00	(387,935.22)	2.51	4.35

Managed Account Fair Market Value & Analytics

For the Month Ending **December 31, 2024**

SAN BERNARDINO COUNTY - 76990800

Security Type/Description	Dated Date/Coupon/Maturity	CUSIP	Par	Broker	Next Call Date	Market Price	Market Value	Unreal G/L On Cost	Unreal G/L Amort Cost	Effective Duration	YTM at Mkt
U.S. Treasury Bond / Note											
US TREASURY N/B	DTD 08/15/2017 2.250% 08/15/2027	9128282R0	50,000,000.00	Jefferie		95.04	47,521,500.00	2,232,437.50	102,391.83	2.48	4.35
US TREASURY N/B	DTD 08/31/2022 3.125% 08/31/2027	91282CFH9	50,000,000.00	TWEB		97.11	48,554,700.00	(207,018.75)	(233,207.27)	2.50	4.29
US TREASURY N/B	DTD 05/31/2022 2.750% 05/31/2029	91282CES6	50,000,000.00	Citigrou		93.48	46,742,200.00	609,387.50	159,136.51	4.08	4.45
US TREASURY N/B	DTD 06/30/2022 3.250% 06/30/2029	91282CEV9	50,000,000.00	BMO		95.41	47,705,100.00	503,928.12	185,677.35	4.13	4.37
US TREASURY N/B	DTD 11/30/2022 3.875% 11/30/2029	91282CFY2	100,000,000.00	Nomura		97.74	97,742,200.00	445,325.00	221,273.30	4.41	4.37
US TREASURY N/B	DTD 02/18/2020 1.500% 02/15/2030	912828Z94	50,000,000.00	TWEB		86.82	43,410,150.00	(126,959.38)	(287,949.36)	4.81	4.47
US TREASURY N/B	DTD 05/31/2023 3.750% 05/31/2030	91282CHF1	50,000,000.00	TWEB		96.78	48,388,650.00	(791,037.50)	(799,272.95)	4.83	4.40
US TREASURY N/B	DTD 05/31/2023 3.750% 05/31/2030	91282CHF1	50,000,000.00	TWEB		96.78	48,388,650.00	(320,334.38)	(327,997.55)	4.83	4.40

Security Type Sub-Total			3,375,000,000.00				3,250,253,150.00	89,738,501.46	(13,136,921.60)	1.57	4.50
--------------------------------	--	--	-------------------------	--	--	--	-------------------------	----------------------	------------------------	-------------	-------------

U.S. Treasury Bill											
TREASURY BILL	DTD 07/05/2024 0.000% 01/02/2025	912797LR6	50,000,000.00	SBSC		100.00	50,000,000.00	935,354.17	6,729.17	0.01	5.23
TREASURY BILL	DTD 07/05/2024 0.000% 01/02/2025	912797LR6	50,000,000.00	TWEB		100.00	50,000,000.00	803,641.66	6,641.53	0.01	5.23
TREASURY BILL	DTD 07/05/2024 0.000% 01/02/2025	912797LR6	50,000,000.00	TWEB		100.00	50,000,000.00	793,750.00	6,559.86	0.01	5.23
TREASURY BILL	DTD 07/05/2024 0.000% 01/02/2025	912797LR6	50,000,000.00	TWEB		100.00	50,000,000.00	784,986.81	6,596.53	0.01	5.23
TREASURY BILL	DTD 09/24/2024 0.000% 01/21/2025	912797MY0	100,000,000.00	TWEB		99.78	99,776,100.00	826,100.00	26,094.45	0.06	4.58
TREASURY BILL	DTD 04/18/2024 0.000% 04/17/2025	912797KS5	50,000,000.00	TWEB		98.79	49,393,200.00	702,240.97	15,420.00	0.29	4.43
TREASURY BILL	DTD 04/18/2024 0.000% 04/17/2025	912797KS5	100,000,000.00	TWEB		98.79	98,786,400.00	898,950.00	(82,638.88)	0.29	4.43

Managed Account Fair Market Value & Analytics

For the Month Ending **December 31, 2024**

SAN BERNARDINO COUNTY - 76990800

Security Type/Description Dated Date/Coupon/Maturity	CUSIP	Par	Broker	Next Call Date	Market Price	Market Value	Unreal G/L On Cost	Unreal G/L Amort Cost	Effective Duration	YTM at Mkt
U.S. Treasury Bill										
TREASURY BILL DTD 11/29/2024 0.000% 05/29/2025	912797NN3	100,000,000.00	TWEB		98.31	98,307,100.00	294,211.11	37,014.45	0.40	4.43
Security Type Sub-Total		550,000,000.00				546,262,800.00	6,039,234.72	22,417.11	0.16	4.75
Supra-National Discount Note										
IADB DISCOUNT NOTE DTD 02/05/2024 0.000% 02/03/2025	45818LBK5	50,000,000.00	Oppenhei		99.60	49,800,500.00	234,100.00	4,911.43	0.09	4.41
IADB DISCOUNT NOTE DTD 02/07/2024 0.000% 02/07/2025	45818LBP4	50,000,000.00	ACAD		99.55	49,777,000.00	236,416.67	6,708.33	0.10	4.43
Security Type Sub-Total		100,000,000.00				99,577,500.00	470,516.67	11,619.76	0.10	4.42
Supra-National Agency Bond / Note										
INTL FINANCE CORP DTD 09/15/2022 3.625% 09/15/2025	45950KDA5	20,000,000.00	TorontoD		99.38	19,875,980.00	(116,220.00)	(122,185.40)	0.69	4.50
INTL BK RECON & DEVELOP DTD 04/10/2024 4.750% 04/10/2026	459058LE1	10,000,000.00	BankofAm		100.39	10,039,310.00	41,910.00	40,983.62	1.21	4.41
INTER-AMERICAN DEVEL BK DTD 07/06/2023 4.500% 05/15/2026	4581X0EK0	15,000,000.00	WellsFar		100.15	15,021,870.00	33,420.00	27,414.90	1.31	4.39
Security Type Sub-Total		45,000,000.00				44,937,160.00	(40,890.00)	(53,786.88)	1.01	4.44
Repurchase Agreement										
CANTOR FITZGERALD & CO DTD 12/26/2024 4.550% 01/02/2025	RPEK4QJE6	100,000,000.00	CantorFi		100.00	100,000,000.00	0.00	0.00	0.00	0.00
Security Type Sub-Total		100,000,000.00				100,000,000.00	0.00	0.00	0.00	
Money Market Mutual Fund										
NRTHRN INST US GOVT SEL-SHR DTD 01/01/2010 0.000% --	665278701	1,000,000.00	DIRECT		100.00	1,000,000.00	0.00	0.00	0.00	4.37
FH GOVERNMENT OBLIGATION-PRE DTD 01/01/2010 0.000% --	608919718	1,000,000.00	DIRECT		100.00	1,000,000.00	0.00	0.00	0.00	4.35

Managed Account Fair Market Value & Analytics

For the Month Ending **December 31, 2024**

SAN BERNARDINO COUNTY - 76990800

Security Type/Description	Dated Date/Coupon/Maturity	CUSIP	Par	Broker	Next Call Date	Market Price	Market Value	Unreal G/L On Cost	Unreal G/L Amort Cost	Effective Duration	YTM at Mkt
Money Market Mutual Fund											
FIDELITY INV MMKT GOVT-INST		31607A703	3,000,000.00	DIRECT		100.00	3,000,000.00	0.00	0.00	0.00	4.38
DTD 08/09/2017 0.000%	--										
MSILF GOVERNMENT-INST		61747C707	887,000,000.00	DIRECT		100.00	887,000,000.00	0.00	0.00	0.00	4.43
DTD 01/01/2010 0.000%	--										

Security Type Sub-Total			892,000,000.00				892,000,000.00	0.00	0.00	0.00	4.43
--------------------------------	--	--	-----------------------	--	--	--	-----------------------	-------------	-------------	-------------	-------------

Joint Powers Authority											
INVESTMENT TRUST OF CA		CALTRUST3	10,000,000.00	DIRECT		100.00	10,000,000.00	0.00	0.00	0.00	4.62
DTD 01/01/2010 0.000%	--										
CALIFORNIA ASSET MGMT		CAMPMF025	17,000,000.00	DIRECT		100.00	17,000,000.00	0.00	0.00	0.00	4.65
DTD 01/01/2010 0.000%	--										
CALIFORNIA ASSET MGMT		CAMPMF025	30,000,000.00	DIRECT		100.00	30,000,000.00	0.00	0.00	0.00	4.65
DTD 01/01/2010 0.000%	--										
CALIFORNIA ASSET MGMT		CAMPMF025	33,000,000.00	DIRECT		100.00	33,000,000.00	0.00	0.00	0.00	4.65
DTD 01/01/2010 0.000%	--										
CALIFORNIA ASSET MGMT		CAMPMF025	35,000,000.00	DIRECT		100.00	35,000,000.00	0.00	0.00	0.00	4.65
DTD 01/01/2010 0.000%	--										
CALIFORNIA ASSET MGMT		CAMPMF025	47,000,000.00	DIRECT		100.00	47,000,000.00	0.00	0.00	0.00	4.65
DTD 01/01/2010 0.000%	--										
CALIFORNIA ASSET MGMT		CAMPMF025	56,000,000.00	DIRECT		100.00	56,000,000.00	0.00	0.00	0.00	4.65
DTD 01/01/2010 0.000%	--										
CALIFORNIA ASSET MGMT		CAMPMF025	73,000,000.00	DIRECT		100.00	73,000,000.00	0.00	0.00	0.00	4.65
DTD 01/01/2010 0.000%	--										
CALIFORNIA ASSET MGMT		CAMPMF025	75,000,000.00	DIRECT		100.00	75,000,000.00	0.00	0.00	0.00	4.65
DTD 01/01/2010 0.000%	--										
CALIFORNIA ASSET MGMT		CAMPMF025	100,000,000.00	DIRECT		100.00	100,000,000.00	0.00	0.00	0.00	4.65
DTD 01/01/2010 0.000%	--										
CALIFORNIA ASSET MGMT		CAMPMF025	150,000,000.00	DIRECT		100.00	150,000,000.00	0.00	0.00	0.00	4.65
DTD 01/01/2010 0.000%	--										

Security Type Sub-Total			626,000,000.00				626,000,000.00	0.00	0.00	0.00	4.65
--------------------------------	--	--	-----------------------	--	--	--	-----------------------	-------------	-------------	-------------	-------------

Federal Agency Mortgage-Backed Security

Managed Account Fair Market Value & Analytics

For the Month Ending **December 31, 2024**

SAN BERNARDINO COUNTY - 76990800

Security Type/Description	CUSIP	Par	Broker	Next Call Date	Market Price	Market Value	Unreal G/L On Cost	Unreal G/L Amort Cost	Effective Duration	YTM at Mkt
Federal Agency Mortgage-Backed Security										
FR WN1252 DTD 06/01/2023 4.500% 03/01/2028	3132XFMA3	9,786,000.00	JPMorgan		99.28	9,715,159.15	72,891.02	26,605.90	2.95	4.74
FR WN1245 DTD 06/01/2023 4.350% 03/01/2028	3132XFL30	25,000,000.00	JPMorgan		98.95	24,738,350.00	225,654.70	66,466.65	2.95	4.70
FR WN1255 DTD 07/01/2023 4.670% 04/01/2028	3132XFMD7	21,000,000.00	JPMorgan		97.89	20,556,249.00	9,061.50	(128,138.60)	3.01	5.38
FR WN2390 DTD 07/01/2023 4.920% 04/01/2028	3132XGUQ7	51,524,000.00	CASTST		100.00	51,525,494.20	31,684.07	22,452.26	2.99	4.93
FR WN2389 DTD 07/01/2023 4.650% 05/01/2028	3132XGUP9	43,850,000.00	TorontoD		99.97	43,838,292.05	(224,106.39)	(160,506.83)	3.06	4.66
FR WN2432 DTD 09/01/2023 5.050% 05/01/2028	3132XGV29	49,502,000.00	JPMorgan		99.12	49,067,669.45	404,883.04	196,200.63	3.03	5.35
FR WN2578 DTD 04/01/2024 4.360% 05/01/2028	3132XG2L9	51,314,000.00	BMO		99.23	50,921,242.64	1,148,667.09	906,761.48	3.08	4.61
FR WN1250 DTD 06/01/2023 4.400% 05/01/2028	3132XFL89	75,000,000.00	BMO		98.80	74,099,175.00	250,542.22	(107,660.85)	3.09	4.79
FR WN2458 DTD 10/01/2023 5.060% 06/01/2028	3132XGWU6	24,652,000.00	LoopCapM		100.49	24,772,942.71	830,650.69	667,518.08	3.12	4.92
FR WN1268 DTD 10/01/2023 4.620% 06/01/2028	3132XFMS4	33,378,000.00	CASTST		99.36	33,165,048.36	1,123,472.20	810,563.10	3.15	4.83
FR WN2409 DTD 08/01/2023 4.900% 06/01/2028	3132XGVB9	42,540,000.00	TorontoD		98.64	41,959,456.62	300,167.60	47,265.77	3.11	5.35
FR WN2382 DTD 07/01/2023 4.340% 06/01/2028	3132XGUG9	50,000,000.00	BMO		98.68	49,341,400.00	1,296,478.15	746,888.90	3.14	4.76
FR WN1292 DTD 01/01/2024 4.300% 11/01/2028	3132XFNJ3	35,250,000.00	TD Secur		98.86	34,849,031.25	(99,416.00)	(152,899.24)	3.52	4.64
FR WN2514 DTD 01/01/2024 4.450% 11/01/2028	3132XGYL4	75,000,000.00	JPMorgan		98.70	74,023,650.00	(440,217.15)	(535,056.00)	3.50	4.84
FR WN2594 DTD 07/01/2024 4.740% 06/01/2029	3132XG3C8	26,475,000.00	ACAD		99.09	26,234,024.55	(93,087.75)	(105,659.00)	3.92	4.99
FR WN2595 DTD 07/01/2024 4.550% 06/01/2029	3132XG3D6	34,950,000.00	MIZU		99.56	34,794,856.95	(204,291.49)	(200,323.23)	3.93	4.68
FR WN2337 DTD 04/01/2023 4.350% 01/01/2030	3132XGS31	62,975,000.00	Citigrou		97.29	61,266,110.40	1,813,774.46	1,070,184.43	4.39	4.99

Managed Account Fair Market Value & Analytics

For the Month Ending **December 31, 2024**

SAN BERNARDINO COUNTY - 76990800

Security Type/Description	CUSIP	Par	Broker	Next Call Date	Market Price	Market Value	Unreal G/L On Cost	Unreal G/L Amort Cost	Effective Duration	YTM at Mkt
Federal Agency Mortgage-Backed Security										
FR WN2398 DTD 07/01/2023 5.030% 02/01/2030	3132XGUY0	15,656,000.00	MorganSt		100.38	15,716,134.70	(86,640.30)	(54,375.37)	4.38	4.98
FR WN2397 DTD 07/01/2023 5.000% 02/01/2030	3132XGUX2	33,757,000.00	JPMorgan		100.42	33,897,226.58	(190,750.24)	(117,992.97)	4.42	4.94
FR WN2446 DTD 10/01/2023 4.890% 02/01/2030	3132XGWG7	39,700,000.00	JPMorgan		99.84	39,637,710.70	1,330,312.26	1,100,430.17	4.39	4.96
FR WN2405 DTD 07/01/2023 4.310% 04/01/2030	3132XGU79	26,814,000.00	MIZU		97.81	26,227,872.77	(135,735.80)	(231,804.67)	4.50	4.82
FR WN2392 DTD 07/01/2023 4.050% 04/01/2030	3132XGUS3	30,193,000.00	JPMorgan		96.55	29,152,639.80	(307,944.05)	(465,799.97)	4.62	4.82
FR WN2404 DTD 07/01/2023 4.320% 04/01/2030	3132XGU61	30,648,000.00	MorganSt		97.78	29,968,043.47	386,737.53	205,973.19	4.55	4.83
FR WN2415 DTD 08/01/2023 4.640% 05/01/2030	3132XGVH6	24,795,000.00	RaymondJ		99.31	24,623,319.42	(117,441.52)	(128,578.12)	4.54	4.82
FR WN2460 DTD 10/01/2023 4.340% 06/01/2030	3132XGWW2	9,385,000.00	ACAD		97.98	9,195,807.79	504,051.35	398,549.04	4.65	4.80
FR WN2421 DTD 09/01/2023 4.020% 06/01/2030	3132XGVP8	32,235,000.00	JPMorgan		96.48	31,100,779.29	876,689.27	569,369.29	4.75	4.79
FR WN2442 DTD 09/01/2023 4.230% 06/01/2030	3132XGWC6	59,832,000.00	JPMorgan		97.10	58,097,829.31	2,112,839.93	1,531,521.80	4.72	4.87
FR WN2459 DTD 10/01/2023 5.260% 07/01/2030	3132XGWW4	46,801,000.00	JPMorgan		101.32	47,416,994.76	1,882,912.48	1,693,346.81	4.66	5.01
FR WN1286 DTD 12/01/2023 4.800% 11/01/2030	3132XFNC8	35,000,000.00	JPMorgan		100.06	35,020,475.00	(602,962.50)	(525,704.48)	5.04	4.82
FR WN1478 DTD 12/01/2024 4.250% 11/01/2030	3132XFUC0	64,136,000.00	JPMorgan		95.79	61,438,632.25	(1,154,095.25)	(1,165,413.39)	5.84	5.01
FR WN3235 DTD 04/01/2024 3.150% 01/01/2031	3132XHSZ8	74,144,291.25	JPMorgan		91.64	67,942,788.59	280,330.30	(312,793.41)	5.07	4.87
FR WN1331 DTD 04/01/2024 4.200% 02/01/2031	3132XFPR3	71,842,000.00	JPMorgan		96.54	69,358,853.11	499,980.09	236,858.69	5.30	4.88
FR WN2592 DTD 07/01/2024 4.380% 04/01/2031	3132XG3A2	50,202,000.00	JPMorgan		97.88	49,139,022.85	(282,492.93)	(328,801.21)	5.38	4.80
FR WN1367 DTD 07/01/2024 4.380% 05/01/2031	3132XFQV3	32,500,000.00	TD Secur		97.38	31,649,832.50	(663,546.41)	(674,265.96)	5.46	4.89

Managed Account Fair Market Value & Analytics

For the Month Ending **December 31, 2024**

SAN BERNARDINO COUNTY - 76990800

Security Type/Description Dated Date/Coupon/Maturity	CUSIP	Par	Broker	Next Call Date	Market Price	Market Value	Unreal G/L On Cost	Unreal G/L Amort Cost	Effective Duration	YTM at Mkt
Security Type Sub-Total		1,389,836,291.25				1,364,452,115.22	10,779,052.17	4,901,182.89	4.11	4.89

Federal Agency Discount Note

FED HOME LN DISCOUNT NT DTD 05/01/2024 0.000% 05/01/2025	313385FA9	50,000,000.00	ACAD		98.61	49,306,750.00	495,291.66	(14,083.34)	0.32	4.28
FED HOME LN DISCOUNT NT DTD 05/14/2024 0.000% 05/14/2025	313385FP6	50,000,000.00	ACAD		98.46	49,232,300.00	317,600.00	21,069.95	0.36	4.28
FED HOME LN DISCOUNT NT DTD 05/29/2024 0.000% 05/29/2025	313385GE0	50,000,000.00	LoopCapM		98.29	49,146,350.00	383,044.45	13,794.45	0.40	5.16
FED HOME LN DISCOUNT NT DTD 08/01/2024 0.000% 08/01/2025	313385JW7	50,000,000.00	RaymondJ		97.60	48,798,900.00	132,198.61	1,705.56	0.57	4.23
FED HOME LN DISCOUNT NT DTD 08/01/2024 0.000% 08/01/2025	313385JW7	50,000,000.00	LoopCapM		97.60	48,798,900.00	127,300.00	7,572.96	0.57	4.23
FED HOME LN DISCOUNT NT DTD 08/01/2024 0.000% 08/01/2025	313385JW7	100,000,000.00	CASTST		97.60	97,597,800.00	87,272.22	29,911.11	0.57	4.23
Security Type Sub-Total		350,000,000.00				342,881,000.00	1,542,706.94	59,970.69	0.48	4.38

Federal Agency Commercial Mortgage-Backed Security

FHMS K045 A2 DTD 05/01/2015 3.023% 01/01/2025	3137BHXJ1	11,921,636.75	MorganSt		99.69	11,884,786.97	(1,212,714.33)	(55,943.65)	0.07	4.42
FHMS K046 A2 DTD 06/01/2015 3.205% 03/01/2025	3137BJP64	44,525,453.50	MorganSt		99.55	44,323,753.19	1,247,116.20	(63,561.15)	0.19	4.46
FHMS K732 AM DTD 06/01/2018 3.700% 05/01/2025	3137FG7G4	25,000,000.00	CantorFi		99.32	24,829,225.00	(1,414,915.63)	(325,486.78)	0.39	4.78
FHMS K047 A2 DTD 07/01/2015 3.329% 05/01/2025	3137BKRJ1	69,817,955.25	MorganSt		99.39	69,393,043.17	(1,084,909.94)	(513,403.40)	0.31	4.53
FHMS K049 A2 DTD 10/01/2015 3.010% 07/01/2025	3137BLMZ8	9,835,839.30	FTNF		99.11	9,748,634.75	(111,025.72)	(91,382.98)	0.45	4.52
FHMS K733 A2 DTD 11/01/2018 3.750% 08/01/2025	3137FJXO7	3,089,748.20	MorganSt		99.34	3,069,445.46	(284,741.72)	(65,371.00)	0.54	4.51
FHMS K050 A2 DTD 11/01/2015 3.334% 08/01/2025	3137BLW95	28,767,135.00	CantorFi		99.16	28,525,548.60	(1,063,022.94)	(397,353.13)	0.51	4.57
FHMS K051 A2 DTD 12/01/2015 3.308% 09/01/2025	3137BM7C4	48,351,088.00	JPMorgan		99.07	47,902,486.60	(867,895.99)	(540,387.23)	0.61	4.47

Managed Account Fair Market Value & Analytics

For the Month Ending **December 31, 2024**

SAN BERNARDINO COUNTY - 76990800

Security Type/Description	CUSIP	Par	Broker	Next Call Date	Market Price	Market Value	Unreal G/L On Cost	Unreal G/L Amort Cost	Effective Duration	YTM at Mkt
Federal Agency Commercial Mortgage-Backed Security										
FHMS KL1P A2P DTD 06/01/2017 2.700% 10/01/2025	3137BYLE8	25,000,000.00	INCAPIT		98.40	24,601,000.00	(2,262,281.25)	(738,197.93)	0.80	4.50
FHMS KL4F A2AS DTD 01/01/2019 3.683% 10/01/2025	3137FKSQ0	60,000,000.00	JPMorgan		99.11	59,465,760.00	(5,765,490.00)	(1,513,849.86)	0.79	4.51
FRESB 2021-SB82 A5F DTD 01/01/2021 0.670% 11/01/2025	30318CAA5	1,088,064.49	PiperJaf		97.02	1,055,589.03	(37,811.34)	(33,467.33)	0.74	4.67
FRESB 2021-SB82 A5F DTD 01/01/2021 0.670% 11/01/2025	30318CAA5	2,538,817.25	WellsFar		97.02	2,463,041.17	(88,226.48)	(78,090.44)	0.74	4.67
FHMS K053 A2 DTD 03/01/2016 2.995% 12/01/2025	3137BN6G4	59,300,000.00	PiperJaf		98.65	58,498,264.00	993,478.84	(152,597.99)	0.80	4.44
FRESB 2021-SB83 A5F DTD 02/01/2021 0.630% 01/01/2026	30318NAA1	3,117,162.74	JPMorgan		96.49	3,007,787.74	(124,013.18)	(112,540.01)	0.95	4.30
FHMS K055 A2 DTD 06/01/2016 2.673% 03/01/2026	3137BPW21	82,925,084.96	MorganSt		97.92	81,202,399.24	522,122.24	(982,749.00)	1.10	4.43
FHMS KJ34 A1 DTD 07/01/2021 0.681% 06/01/2026	3137H1LS3	1,088,441.97	JPMorgan		98.75	1,074,879.98	(13,548.92)	(13,558.03)	0.31	4.55
FHMS K736 A2 DTD 09/01/2019 2.282% 07/01/2026	3137FNWX4	14,948,612.25	MorganSt		97.06	14,509,765.84	(995,915.79)	(627,887.99)	1.29	4.47
FHMS KJ21 A2 DTD 09/01/2018 3.700% 09/01/2026	3137FHGE7	7,566,717.05	CantorFi		99.01	7,491,526.59	77,326.16	(5,672.29)	0.89	4.56
FHMS K737 A2 DTD 01/01/2020 2.525% 10/01/2026	3137FOXJ7	8,250,000.00	CantorFi		96.68	7,976,281.50	(839,616.94)	(466,980.94)	1.61	4.51
FHMS K062 A2 DTD 02/01/2017 3.413% 12/01/2026	3137BUX60	10,000,000.00	MorganSt		97.87	9,786,630.00	(963,370.00)	(515,912.37)	1.83	4.48
FHMS K062 A2 DTD 02/01/2017 3.413% 12/01/2026	3137BUX60	18,867,855.00	TorontoD		97.87	18,465,271.58	(1,841,257.36)	(982,929.85)	1.83	4.48
FRESB 2022-SB97 A5F DTD 04/01/2022 1.780% 02/01/2027	30311SAA7	20,854,333.52	WellsFar		94.26	19,658,087.24	(369,747.34)	(829,229.53)	1.92	4.78
FHMS K065 A2 DTD 07/01/2017 3.243% 04/01/2027	3137F1G44	5,000,000.00	JPMorgan		97.08	4,854,000.00	19,625.00	(50,868.29)	2.11	4.56
FHMS KJ39 A1 DTD 04/01/2022 2.750% 04/01/2027	3137H73W1	32,938,466.83	MorganSt		98.34	32,390,667.18	(542,364.79)	(545,287.07)	0.84	4.65
FHMS K065 A2 DTD 07/01/2017 3.243% 04/01/2027	3137F1G44	50,000,000.00	JPMorgan		97.08	48,540,000.00	(1,747,109.38)	(1,592,805.95)	2.11	4.56

Managed Account Fair Market Value & Analytics

For the Month Ending **December 31, 2024**

SAN BERNARDINO COUNTY - 76990800

Security Type/Description	CUSIP	Par	Broker	Next Call Date	Market Price	Market Value	Unreal G/L On Cost	Unreal G/L Amort Cost	Effective Duration	YTM at Mkt
Federal Agency Commercial Mortgage-Backed Security										
FRESB 2022-SB103 A5F DTD 10/01/2022 2.080% 06/01/2027	30329MAA0	7,729,027.57	WellsFar		93.38	7,217,713.75	293,378.44	(82,336.55)	2.30	4.98
FHMS K066 A2 DTD 08/01/2017 3.117% 06/01/2027	3137F2LJ3	36,557,817.00	TorontoD		96.70	35,351,738.06	(2,754,074.00)	(1,924,245.78)	2.19	4.56
FHMS K068 A2 DTD 10/01/2017 3.244% 08/01/2027	3137FBBX3	81,306,000.00	CantorFi		96.65	78,586,151.69	(1,398,625.81)	(2,040,362.44)	2.43	4.57
FHMS K739 A2 DTD 11/01/2020 1.336% 09/01/2027	3137F64P9	12,000,000.00	JPMorgan		92.47	11,096,340.00	615,090.00	(67,837.85)	2.35	4.59
FHMS K740 A2 DTD 11/01/2020 1.470% 09/01/2027	3137F72B0	22,000,000.00	JPMorgan		92.07	20,255,532.00	1,012,407.00	(227,261.61)	2.58	4.61
FRESB 2022-SB104 A5F DTD 11/01/2022 2.600% 09/01/2027	30329OAA1	24,724,950.60	JPMorgan		94.33	23,323,738.20	753,863.75	(187,362.96)	2.38	4.98
FHMS KGX1 AFX DTD 12/01/2017 3.000% 10/01/2027	3137FCKD5	70,500,000.00	JPMorgan		95.48	67,315,867.50	847,586.25	(815,556.13)	2.65	4.67
FHMS K072 A2 DTD 01/01/2018 3.444% 12/01/2027	3137FEBO2	12,923,000.00	TorontoD		96.73	12,500,792.67	819.00	(155,581.57)	2.72	4.59
FRESB 2023-SB105 A5F DTD 05/01/2023 3.740% 04/01/2028	30332AAA1	33,092,308.86	WellsFar		97.09	32,129,984.51	(135,711.56)	(404,710.93)	2.67	4.77
FRESB 2023-SB106 A5F DTD 06/01/2023 3.960% 05/01/2028	35802AAE3	13,859,132.81	JPMorgan		97.76	13,548,715.95	98,566.16	(26,954.10)	2.82	4.69
FRESB 2023-SB107 A5F DTD 07/01/2023 4.090% 05/01/2028	30332EAA3	24,913,136.29	WellsFar		97.57	24,307,846.73	(63,653.07)	(225,368.02)	3.06	4.83
FHMS K079 AM DTD 08/01/2018 3.930% 06/01/2028	3137FGZU2	11,350,000.00	PiperJaf		97.49	11,065,273.90	(204,034.69)	(230,557.44)	3.20	4.66
FRESB 2023-SB108 A5F DTD 08/01/2023 4.250% 06/01/2028	30333AAA0	24,856,202.68	JPMorgan		98.07	24,376,825.96	56,324.15	(95,069.55)	3.09	4.82
FHMS K505 A2 DTD 07/01/2023 4.819% 06/01/2028	3137HACX2	75,000,000.00	JPMorgan		100.23	75,170,775.00	(578,325.00)	(358,448.25)	3.06	4.67
FHMS K079 A2 DTD 08/01/2018 3.926% 06/01/2028	3137FGZT5	100,000,000.00	TorontoD		97.59	97,593,100.00	(824,868.75)	(1,319,849.40)	3.18	4.63
FNA 2023-M5 2A2 DTD 07/01/2023 4.500% 07/01/2028	3136BOCS6	8,816,202.80	WellsFar		98.91	8,720,353.04	(75,186.78)	(81,060.87)	3.01	4.79
FNA 2023-M6 A2 DTD 07/01/2023 4.181% 07/01/2028	3136BODE6	23,888,497.50	JPMorgan		98.02	23,415,815.80	(54,632.99)	(173,476.26)	3.20	4.74

Managed Account Fair Market Value & Analytics

For the Month Ending **December 31, 2024**

SAN BERNARDINO COUNTY - 76990800

Security Type/Description	CUSIP	Par	Broker	Next Call Date	Market Price	Market Value	Unreal G/L On Cost	Unreal G/L Amort Cost	Effective Duration	YTM at Mkt
Federal Agency Commercial Mortgage-Backed Security										
FHMS KJ47 A1 DTD 09/01/2023 5.272% 08/01/2028	3137HAMN3	10,346,687.67	JPMorgan		100.91	10,440,594.21	93,958.27	93,940.97	2.53	4.82
FRESB 2023-SB110 A5F DTD 10/01/2023 4.580% 08/01/2028	30333HAA5	20,420,922.97	JPMorgan		98.58	20,131,007.13	513,933.38	347,013.97	3.20	4.96
FRESB 2023-SB109 A5F DTD 09/01/2023 4.390% 08/01/2028	30333MAA4	24,958,945.54	WellsFar		98.29	24,532,172.53	253,258.43	93,548.13	3.14	4.87
FHMS K506 A2 DTD 09/01/2023 4.650% 08/01/2028	3137HAMH6	50,000,000.00	WellsFar		99.78	49,891,600.00	631,250.00	455,170.60	3.20	4.65
FHMS K508 A2 DTD 10/01/2023 4.740% 08/01/2028	3137HA074	50,000,000.00	BMO		99.97	49,985,450.00	1,082,250.00	837,083.95	3.23	4.68
FRESB 2023-SB111 A5F DTD 11/01/2023 4.710% 09/01/2028	30334CAA5	24,932,623.70	WellsFar		98.93	24,665,969.29	291,562.10	175,047.44	3.26	4.98
FHMS K507 A2 DTD 09/01/2023 4.800% 09/01/2028	3137HAMS2	50,000,000.00	WellsFar		100.19	50,097,200.00	694,850.00	565,491.90	3.26	4.67
FHMS K509 A2 DTD 10/01/2023 4.850% 09/01/2028	3137HAST4	75,000,000.00	MorganSt		100.39	75,292,500.00	2,683,725.00	2,202,368.85	3.30	4.67
FHMS K510 A2 DTD 11/01/2023 5.069% 10/01/2028	3137HB3D4	32,000,000.00	JPMorgan		101.09	32,347,264.00	439,776.00	420,945.02	3.33	4.68
FHMS K747 A2 DTD 01/01/2022 2.050% 11/01/2028	3137H5DX2	34,000,000.00	CantorFi		90.77	30,861,086.00	573,195.37	(497,352.10)	3.60	4.69
FHMS K512 A2 DTD 12/01/2023 5.000% 11/01/2028	3137HBCF9	38,000,000.00	JPMorgan		100.86	38,328,016.00	(26,828.00)	40,149.32	3.38	4.68
FRESB 2024-SB112 A5F DTD 01/01/2024 4.740% 12/01/2028	30334WAA1	11,774,501.94	JPMorgan		99.32	11,694,458.87	(91,735.15)	(89,940.29)	3.33	4.88
FHMS K514 A2 DTD 02/01/2024 4.572% 12/01/2028	3137HBLV4	15,000,000.00	JPMorgan		99.30	14,894,745.00	(255,240.00)	(230,124.57)	3.46	4.71
FRESB 2024-SB113 A5F DTD 04/01/2024 5.020% 12/01/2028	30336BAA5	24,969,728.71	WellsFar		100.47	25,086,936.61	326,204.53	326,204.53	3.37	4.82
FHMS K513 A2 DTD 01/01/2024 4.724% 12/01/2028	3137HBFY5	43,000,000.00	BMO		99.88	42,948,873.00	(480,654.00)	(405,329.70)	3.50	4.70
FHMS K517 A2 DTD 03/01/2024 5.355% 01/01/2029	3137HC2C5	23,500,000.00	BankofAm		102.17	24,010,138.00	(194,533.00)	(90,168.49)	3.58	4.69
FHMS K516 A2 DTD 03/01/2024 5.477% 01/01/2029	3137HBPM0	35,000,000.00	MorganSt		102.61	35,914,935.00	(134,960.00)	23,313.92	3.52	4.68

Managed Account Fair Market Value & Analytics

For the Month Ending **December 31, 2024**

SAN BERNARDINO COUNTY - 76990800

Security Type/Description	CUSIP	Par	Broker	Next Call Date	Market Price	Market Value	Unreal G/L On Cost	Unreal G/L Amort Cost	Effective Duration	YTM at Mkt
Federal Agency Commercial Mortgage-Backed Security										
FHMS K518 A2 DTD 03/01/2024 5.400% 01/01/2029	3137HC2L5	39,000,000.00	JPMorgan		102.36	39,921,570.00	(20,085.00)	100,707.63	3.57	4.68
FHMS K515 A2 DTD 02/01/2024 5.400% 01/01/2029	3137HBPD0	50,000,000.00	WellsFar		102.11	51,052,850.00	(294,150.00)	(82,482.05)	3.49	4.74
FRESB 2024-SB114 ASF DTD 06/01/2024 4.990% 03/01/2029	30337MAA0	14,870,766.52	JPMorgan		100.12	14,889,340.11	(55,066.45)	(49,008.74)	3.54	4.90
FHMS K520 A2 DTD 04/01/2024 5.180% 03/01/2029	3137HCKV3	56,000,000.00	BOFAML		101.49	56,836,360.00	609,056.00	633,621.69	3.69	4.72
FHMS K525 A2 DTD 08/01/2024 4.782% 05/01/2029	3137HFEX9	42,000,000.00	WellsFar		100.03	42,012,936.00	(778,680.00)	(719,541.65)	3.88	4.72
FHMS K524 A2 DTD 07/01/2024 4.720% 05/01/2029	3137HDV56	80,000,000.00	PIER		99.79	79,835,920.00	(655,360.00)	(623,007.84)	3.87	4.72
FHMS K522 A2 DTD 06/01/2024 4.803% 05/01/2029	3137HDJJ0	100,000,000.00	MorganSt		100.05	100,052,300.00	52,600.00	52,300.00	3.77	4.73
FRESB 2024-SB115 ASF DTD 09/01/2024 4.080% 06/01/2029	35802FAA0	17,497,975.75	WellsFar		97.50	17,059,913.93	(521,159.71)	(516,683.79)	3.78	4.70
FHMS K526 A2 DTD 08/01/2024 4.543% 07/01/2029	3137HDXL9	8,750,000.00	BMO		99.02	8,663,952.50	(167,895.00)	(162,269.80)	4.02	4.74
FHMS K528 A2 DTD 09/01/2024 4.508% 07/01/2029	3137HFNZ4	8,750,000.00	JPMorgan		98.91	8,654,808.75	(270,016.25)	(260,171.85)	4.03	4.73
FHMS K527 A2 DTD 08/01/2024 4.618% 07/01/2029	3137HFF59	10,000,000.00	MorganSt		99.36	9,935,860.00	(238,880.00)	(227,427.50)	4.00	4.72
FHMS KJ50 A1 DTD 07/01/2024 4.924% 07/01/2029	3137HDV23	24,881,887.50	JPMorgan		100.21	24,933,268.60	51,754.33	51,686.82	3.08	4.78
FHMS K529 A2 DTD 10/01/2024 4.791% 09/01/2029	3137HH6C0	6,100,000.00	MorganSt		99.99	6,099,109.40	(122,811.30)	(118,205.10)	4.12	4.74
FRESB 2024-SB116 ASF DTD 10/01/2024 4.550% 09/01/2029	35802BAE1	49,997,480.15	JPMorgan		98.99	49,492,655.59	(739,612.72)	(731,819.06)	3.90	4.76
FHMS K530 A2 DTD 11/01/2024 4.792% 09/01/2029	3137HHJL6	50,000,000.00	JPMorgan		100.03	50,013,850.00	(246,500.00)	(245,989.10)	4.13	4.73
FHMS K531 A2 DTD 12/01/2024 4.630% 10/01/2029	3137HHUN9	40,000,000.00	MorganSt		99.34	39,735,200.00	(446,480.00)	(444,742.44)	4.20	4.74
FRESB 2024-SB117 ASF DTD 11/01/2024 4.911% 10/01/2029	35802CAA7	49,995,534.60	WellsFar		100.21	50,099,225.34	(145,786.98)	(140,881.82)	3.95	4.81

Managed Account Fair Market Value & Analytics

For the Month Ending **December 31, 2024**

SAN BERNARDINO COUNTY - 76990800

Security Type/Description	CUSIP	Par	Broker	Next Call Date	Market Price	Market Value	Unreal G/L On Cost	Unreal G/L Amort Cost	Effective Duration	YTM at Mkt
Federal Agency Commercial Mortgage-Backed Security										
FHMS K102 A2 DTD 12/01/2019 2.537% 10/01/2029	3137FOKC6	100,000,000.00	JPMorgan		90.66	90,658,400.00	705,275.00	(405,681.40)	4.35	4.74
FHMS K532 A2 DTD 12/01/2024 4.250% 11/01/2029	3137HHUX7	17,000,000.00	WellsFar		97.70	16,609,493.00	(105,145.00)	(106,786.76)	4.29	4.74
FHMS K751 A2 DTD 05/01/2023 4.412% 03/01/2030	3137HA4B9	63,000,000.00	TD Secur		98.37	61,975,557.00	220,791.37	128,750.08	4.31	4.74
FHMS K752 A2 DTD 08/01/2023 4.284% 07/01/2030	3137HAGZ3	25,000,000.00	MorganSt		97.45	24,363,625.00	367,350.00	171,117.95	4.71	4.78
FRESB 2023-SB111 A7F DTD 11/01/2023 4.440% 09/01/2030	30334CAB3	15,000,000.00	WellsFar		96.28	14,442,060.00	171,405.00	69,367.17	4.82	5.19
FNA 2023-M2 2A2 DTD 02/01/2023 2.914% 09/01/2030	3136BPWB3	17,000,000.00	WellsFar		90.67	15,413,254.00	341,691.50	160,936.01	4.86	4.86
FHMS K753 A2 DTD 11/01/2023 4.400% 10/01/2030	3137HB2L7	82,000,000.00	WellsFar		98.04	80,392,308.00	3,751,254.00	3,007,268.33	4.95	4.75
FNA 2020-M52 A2 DTD 11/01/2020 1.315% 10/01/2030	3136BCB90	85,000,000.00	JPMorgan		82.96	70,516,170.00	(2,710,001.88)	(3,136,646.03)	5.24	4.83
FHMS K754 A2 DTD 12/01/2023 4.940% 11/01/2030	3137HBC51	29,200,000.00	JPMorgan		100.46	29,334,524.40	(398,147.48)	(346,266.83)	5.00	4.80
FHMS K754 A2 DTD 12/01/2023 4.940% 11/01/2030	3137HBC51	125,775,000.00	TorontoD		100.46	126,354,445.43	1,444,148.55	1,444,148.55	5.00	4.80
FRESB 2024-SB112 A7F DTD 01/01/2024 4.960% 12/01/2030	30334WAC7	12,484,067.60	JPMorgan		98.98	12,356,118.39	(189,620.51)	(183,185.27)	4.85	5.13
FHMS K127 A2 DTD 03/01/2021 2.108% 01/01/2031	3137FXZ35	50,000,000.00	JPMorgan		85.92	42,958,300.00	1,520,800.00	880,252.50	5.53	4.79
FHMS K126 A2 DTD 03/01/2021 2.074% 01/01/2031	3137FXYV4	77,500,000.00	JPMorgan		85.87	66,550,955.00	2,017,068.28	2,017,068.32	5.49	4.79
FHMS K755 A2 DTD 04/01/2024 5.203% 02/01/2031	3137HCH39	32,297,000.00	BMO		101.74	32,858,644.83	(178,537.82)	(112,063.94)	5.11	4.82
FHMS K755 A2 DTD 04/01/2024 5.203% 02/01/2031	3137HCH39	35,548,000.00	WellsFar		101.74	36,166,179.72	14,141.44	56,407.89	5.11	4.82
FHMS K755 A2 DTD 04/01/2024 5.203% 02/01/2031	3137HCH39	36,600,000.00	CantorFi		101.74	37,236,474.00	383,419.31	405,362.06	5.11	4.82
FRESB 2024-SB114 A7F DTD 06/01/2024 5.000% 04/01/2031	30337MAB8	8,250,000.00	JPMorgan		98.93	8,161,551.75	(127,223.25)	(125,153.66)	5.11	5.18

Managed Account Fair Market Value & Analytics

For the Month Ending **December 31, 2024**

SAN BERNARDINO COUNTY - 76990800

Security Type/Description				Next Call	Market	Market	Unreal G/L	Unreal G/L	Effective	YTM
Dated Date/Coupon/Maturity	CUSIP	Par	Broker	Date	Price	Value	On Cost	Amort Cost	Duration	at Mkt
Federal Agency Commercial Mortgage-Backed Security										
FHMS K756 A2	3137HDVA5	100,000,000.00	JPMorgan		100.52	100,522,900.00	(1,472,600.00)	(1,388,150.40)	5.30	4.82
DTD 07/01/2024 4.963% 05/01/2031										
FHMS K757 A2	3137HH5X5	50,000,000.00	Barclays		97.74	48,870,850.00	(2,127,700.00)	(2,099,396.90)	5.56	4.83
DTD 10/01/2024 4.456% 08/01/2031										
FHMS K758 A2	3137HHJF9	50,000,000.00	BOFAML		98.85	49,424,050.00	(135,650.00)	(141,625.55)	5.68	4.84
DTD 11/01/2024 4.680% 10/01/2031										
Security Type Sub-Total		3,450,709,810.81				3,376,272,365.97	(15,277,730.14)	(18,632,382.93)	3.36	4.70
Federal Agency Bond / Note										
FEDERAL FARM CREDIT BANK	3133ENKS8	38,000,000.00	JPMorgan		99.96	37,986,358.00	71,858.00	(13,244.32)	0.01	6.19
DTD 01/11/2022 1.125% 01/06/2025										
FANNIE MAE	3135G0X24	75,000,000.00	Barclays		99.97	74,976,300.00	215,550.00	(22,901.17)	0.02	5.31
DTD 01/10/2020 1.625% 01/07/2025										
FEDERAL HOME LOAN BANK	3130B1PG6	150,000,000.00	DIRECT		100.06	150,087,600.00	87,600.00	87,600.00	0.09	4.85
DTD 06/06/2024 5.235% 02/03/2025										
FREDDIE MAC	3137EAEP0	50,000,000.00	WellsFar		99.67	49,837,350.00	(124,150.00)	(161,772.08)	0.11	5.32
DTD 02/14/2020 1.500% 02/12/2025										
FEDERAL FARM CREDIT BANK	3133ENPG9	30,000,000.00	WellsFar		99.67	29,902,050.00	(17,850.00)	(94,757.88)	0.12	5.16
DTD 02/15/2022 1.750% 02/14/2025										
FEDERAL FARM CREDIT BANK	3133EPBH7	75,000,000.00	WellsFar		100.04	75,029,475.00	(718,275.00)	(26,494.31)	0.14	4.59
DTD 02/21/2023 4.750% 02/21/2025										
FEDERAL HOME LOAN BANK	3130AV7L0	23,000,000.00	WellsFar		100.09	23,021,758.00	52,118.00	24,178.52	0.16	5.05
DTD 03/03/2023 5.000% 02/28/2025										
FEDERAL HOME LOAN BANK	3130B2Y58	100,000,000.00	GREATPAC		99.99	99,990,400.00	(9,600.00)	(9,600.00)	0.17	4.37
DTD 09/30/2024 4.290% 03/03/2025										
FEDERAL HOME LOAN BANK	3130A4CH3	25,840,000.00	DAIW		99.59	25,734,521.12	(923,573.28)	(136,944.05)	0.20	5.25
DTD 02/17/2015 2.375% 03/14/2025										
FEDERAL FARM CREDIT BANK	3133EPER2	50,000,000.00	TorontoD		99.92	49,960,100.00	173,700.00	(14,090.00)	0.23	4.42
DTD 03/28/2023 4.000% 03/28/2025										
FANNIE MAE	3135G03U5	50,000,000.00	Citigrou		98.91	49,453,550.00	(443,450.00)	(540,091.27)	0.30	5.28
DTD 04/24/2020 0.625% 04/22/2025										
FEDERAL HOME LOAN BANK	3130B2MV4	50,000,000.00	GREATPAC		100.01	50,003,700.00	3,700.00	3,700.00	0.32	4.43
DTD 09/09/2024 4.400% 05/01/2025										

Managed Account Fair Market Value & Analytics

For the Month Ending **December 31, 2024**

SAN BERNARDINO COUNTY - 76990800

Security Type/Description	CUSIP	Par	Broker	Next Call Date	Market Price	Market Value	Unreal G/L On Cost	Unreal G/L Amort Cost	Effective Duration	YTM at Mkt
Federal Agency Bond / Note										
FREDDIE MAC (CALLABLE) DTD 05/06/2020 0.700% 05/06/2025	3134GVPR3	25,000,000.00	PiperJaf		98.76	24,691,225.00	(308,775.00)	(308,775.00)	0.34	4.45
FEDERAL HOME LOAN BANK DTD 11/15/2024 4.310% 06/02/2025	3130B3RC9	61,000,000.00	GREATPAC		99.97	60,981,761.00	(18,239.00)	(18,239.00)	0.41	4.43
FEDERAL HOME LOAN BANK DTD 06/12/2023 4.625% 06/06/2025	3130AWER7	41,000,000.00	Citigrou		100.09	41,038,171.00	72,201.00	45,558.47	0.42	4.45
FANNIE MAE DTD 06/19/2020 0.500% 06/17/2025	3135G04Z3	50,000,000.00	WellsFar		98.32	49,159,850.00	(736,650.00)	(830,594.38)	0.45	4.61
FEDERAL HOME LOAN BANK DTD 09/30/2024 3.960% 07/01/2025	3130B2Y74	100,000,000.00	GREATPAC		99.85	99,847,900.00	(152,100.00)	(152,100.00)	0.49	4.29
FREDDIE MAC DTD 07/23/2020 0.375% 07/21/2025	3137EAEU9	45,000,000.00	WellsFar		97.84	44,028,315.00	(747,585.00)	(946,757.30)	0.54	4.45
FANNIE MAE DTD 08/27/2020 0.375% 08/25/2025	3135G05X7	50,000,000.00	Barclays		97.50	48,748,000.00	(1,018,000.00)	(1,221,546.16)	0.64	4.32
FREDDIE MAC (CALLABLE) DTD 09/02/2020 0.550% 09/02/2025	3134GWA22	19,900,000.00	Oppenhei		97.54	19,410,559.50	(489,440.50)	(489,440.50)	0.66	4.38
FEDERAL HOME LOAN BANK DTD 09/11/2020 0.375% 09/04/2025	3130AK5E2	14,000,000.00	WellsFar		97.39	13,634,320.00	(323,680.00)	(359,987.86)	0.67	4.39
FREDDIE MAC DTD 09/25/2020 0.375% 09/23/2025	3137EAEX3	20,000,000.00	Citigrou		97.25	19,450,160.00	(489,640.00)	(541,067.81)	0.72	4.36
FANNIE MAE DTD 11/12/2020 0.500% 11/07/2025	3135G06G3	45,000,000.00	Barclays		96.88	43,594,155.00	(1,244,745.00)	(1,378,381.71)	0.84	4.38
FEDERAL HOME LOAN BANK (CALLABLE) DTD 02/24/2021 0.750% 02/24/2026	3130ALCV4	58,700,000.00	Citigrou	02/24/25	96.06	56,389,861.50	3,370,847.50	(192,586.86)	1.12	4.31
FEDERAL HOME LOAN BANK DTD 03/01/2023 4.500% 03/13/2026	3130AV6J6	50,000,000.00	WellsFar		100.24	50,120,700.00	(901,800.00)	(297,199.72)	1.14	4.31
FEDERAL HOME LOAN BANK DTD 05/10/2019 2.500% 06/12/2026	3130AGFP5	49,535,000.00	MorganSt		97.51	48,300,587.80	880,088.34	(268,895.30)	1.40	4.31
FEDERAL HOME LOAN BANK (CALLABLE) DTD 09/29/2021 0.900% 06/29/2026	3130ANXZ8	50,000,000.00	TorontoD	03/29/25	95.07	47,534,400.00	2,381,900.00	(185,919.06)	1.45	4.35
FEDERAL FARM CREDIT BANK DTD 08/14/2023 4.500% 08/14/2026	3133EPSW6	50,000,000.00	DAIW		100.39	50,193,600.00	308,600.00	255,678.70	1.53	4.27
FEDERAL HOME LOAN BANK (CALLABLE) DTD 09/30/2021 1.030% 09/30/2026	3130APAZ8	50,000,000.00	Citigrou	03/30/25	94.52	47,262,400.00	1,887,400.00	(378,212.00)	1.69	4.32

Managed Account Fair Market Value & Analytics

For the Month Ending **December 31, 2024**

SAN BERNARDINO COUNTY - 76990800

Security Type/Description	CUSIP	Par	Broker	Next Call Date	Market Price	Market Value	Unreal G/L On Cost	Unreal G/L Amort Cost	Effective Duration	YTM at Mkt
Federal Agency Bond / Note										
FEDERAL HOME LOAN BANK DTD 10/11/2024 4.000% 10/09/2026	3130B3A29	10,000,000.00	Barclays		99.77	9,977,470.00	(20,430.00)	(20,667.39)	1.68	4.15
FEDERAL HOME LOAN BANK (CALLABLE) DTD 10/26/2021 1.250% 10/26/2026	3130APJ55	34,770,000.00	Citigrou	01/26/25	94.70	32,926,772.76	1,699,835.76	(110,063.49)	1.74	4.32
FEDERAL HOME LOAN BANK (CALLABLE) DTD 10/26/2021 1.250% 10/26/2026	3130APJ55	48,940,000.00	Citigrou	01/26/25	94.70	46,345,592.72	2,244,535.22	(250,097.12)	1.74	4.32
FEDERAL HOME LOAN BANK (CALLABLE) DTD 11/23/2021 1.500% 11/23/2026	3130APVJ1	50,000,000.00	Citigrou	01/23/25	94.83	47,416,900.00	2,361,900.00	(101,503.24)	1.80	4.38
FANNIE MAE (CALLABLE) DTD 12/18/2020 0.875% 12/18/2026	3135G06L2	44,500,000.00	DIRECT	03/18/25	93.58	41,644,301.50	2,542,151.50	(221,964.92)	1.89	4.33
FEDERAL HOME LOAN BANK DTD 12/22/2021 1.250% 12/21/2026	3130AOF65	50,000,000.00	WellsFar		94.56	47,279,800.00	2,745,800.00	(62,076.71)	1.91	4.17
FEDERAL HOME LOAN BANK (CALLABLE) DTD 12/30/2020 0.600% 12/30/2026	3130AKK88	39,805,000.00	Citigrou	03/30/25	92.86	36,962,206.51	1,958,883.66	(277,855.62)	1.93	4.38
FEDERAL HOME LOAN BANK DTD 01/29/2024 4.125% 01/15/2027	3130AYPN0	10,000,000.00	Citigrou		99.67	9,966,700.00	(10,800.00)	(17,517.37)	1.90	4.31
FEDERAL HOME LOAN BANK (CALLABLE) DTD 02/26/2021 1.000% 02/26/2027	3130ALDA9	22,500,000.00	INCA	02/26/25	93.21	20,971,575.00	1,039,950.00	(169,728.33)	2.06	4.35
FEDERAL HOME LOAN BANK (CALLABLE) DTD 02/26/2021 1.115% 02/26/2027	3130ALGL2	25,000,000.00	LoopCapM	02/26/25	93.45	23,362,625.00	1,057,125.00	(217,770.99)	2.05	4.34
FEDERAL HOME LOAN BANK (CALLABLE) DTD 02/26/2021 0.920% 02/26/2027	3130ALCE2	25,000,000.00	Citigrou	02/26/25	93.09	23,271,250.00	1,176,250.00	(186,712.33)	2.06	4.33
FEDERAL HOME LOAN BANK (CALLABLE) DTD 02/26/2021 1.115% 02/26/2027	3130ALGL2	25,510,000.00	LoopCapM	02/26/25	93.45	23,839,222.55	1,165,934.55	(170,127.76)	2.05	4.34
FEDERAL HOME LOAN BANK (CALLABLE) DTD 02/26/2021 0.900% 02/26/2027	3130AL5A8	37,400,000.00	LoopCapM	02/26/25	92.99	34,776,427.40	2,283,307.40	(71,336.36)	2.07	4.36
FEDERAL HOME LOAN BANK DTD 04/11/2024 4.750% 04/09/2027	3130B0TY5	20,000,000.00	WellsFar		101.39	20,278,460.00	331,260.00	319,151.65	2.11	4.11
FEDERAL FARM CREDIT BANK DTD 01/06/2023 4.000% 01/06/2028	3133EN5N6	50,000,000.00	DAIW		99.03	49,513,100.00	(401,900.00)	(435,663.89)	2.75	4.35
FEDERAL HOME LOAN BANK DTD 07/14/2023 4.000% 06/30/2028	3130AWN63	15,000,000.00	WellsFar		99.07	14,860,845.00	(99,255.00)	(111,028.35)	3.23	4.28
FEDERAL FARM CREDIT BANK (CALLABLE) DTD 09/20/2021 1.300% 09/20/2028	3133EM5P3	33,652,000.00	WellsFar		88.95	29,933,521.30	607,485.90	(761,630.00)	3.47	4.55

Managed Account Fair Market Value & Analytics

For the Month Ending **December 31, 2024**

SAN BERNARDINO COUNTY - 76990800

Security Type/Description	Dated Date/Coupon/Maturity	CUSIP	Par	Broker	Next Call Date	Market Price	Market Value	Unreal G/L On Cost	Unreal G/L Amort Cost	Effective Duration	YTM at Mkt
Federal Agency Bond / Note											
FANNIE MAE (CALLABLE)		3136G43D3	25,000,000.00	Citigrou	09/25/25	87.27	21,816,325.00	571,825.00	(622,846.99)	3.56	4.55
DTD 09/25/2020 0.810% 09/25/2028											
Security Type Sub-Total			2,063,052,000.00				2,015,512,222.66	22,091,869.05	(11,662,321.26)	0.96	4.55

Corporate Note											
JOHN DEERE CAPITAL CORP		24422EVY2	10,000,000.00	RBC Capi		99.93	9,992,680.00	(2,620.00)	(7,280.83)	0.03	5.15
DTD 01/10/2022 1.250% 01/10/2025											
TOYOTA MOTOR CREDIT CORP		89236TKN4	15,000,000.00	Barclays		100.00	15,000,315.00	6,765.00	395.85	0.03	5.16
DTD 01/12/2023 4.800% 01/10/2025											
JOHN DEERE CAPITAL CORP		24422EWB1	7,000,000.00	SUMITR		99.55	6,968,514.00	(28,476.00)	(31,302.05)	0.18	4.63
DTD 03/07/2022 2.125% 03/07/2025											
AMAZON.COM INC		023135CE4	50,000,000.00	JPMorgan		99.60	49,798,900.00	(121,600.00)	(193,591.65)	0.28	4.56
DTD 04/13/2022 3.000% 04/13/2025											
BANK OF NY MELLON CORP (CALLABLE)		06406RBC0	50,000,000.00	Citigrou	03/25/25	99.61	49,806,950.00	(186,050.00)	(192,310.40)	0.31	4.62
DTD 04/26/2022 3.350% 04/25/2025											
JOHN DEERE CAPITAL CORP		24422EWW5	5,000,000.00	JPMorgan		100.13	5,006,450.00	9,250.00	7,054.46	0.42	5.40
DTD 06/08/2023 4.950% 06/06/2025											
MET TOWER GLOBAL FUNDING		58989V2E3	35,000,000.00	JPMorgan		99.59	34,857,445.00	(108,255.00)	(137,410.00)	0.44	4.64
DTD 06/13/2022 3.700% 06/13/2025											
TOYOTA MOTOR CREDIT CORP		89236TKC8	15,000,000.00	BOFAML		99.66	14,948,925.00	(36,825.00)	(48,713.19)	0.48	4.65
DTD 06/30/2022 3.950% 06/30/2025											
JOHN DEERE CAPITAL CORP		24422EWJ4	7,000,000.00	CACIB		99.67	6,976,634.00	(19,866.00)	(22,565.54)	0.67	4.55
DTD 09/08/2022 4.050% 09/08/2025											
WALMART INC		931142EW9	5,000,000.00	Barclays		99.65	4,982,500.00	(14,000.00)	(16,696.30)	0.67	4.41
DTD 09/09/2022 3.900% 09/09/2025											
NESTLE HOLDINGS INC		641062BA1	5,000,000.00	BOFAML		99.58	4,978,880.00	(19,470.00)	(20,736.17)	0.68	4.64
DTD 09/13/2022 4.000% 09/12/2025											
TOYOTA MOTOR CREDIT CORP		89236TKK0	25,000,000.00	RBC Capi		100.80	25,200,275.00	229,775.00	208,715.30	0.83	4.44
DTD 11/10/2022 5.400% 11/10/2025											
AMAZON.COM INC		023135CN4	25,000,000.00	JPMorgan		100.13	25,033,050.00	34,550.00	33,508.35	0.89	4.46
DTD 12/01/2022 4.600% 12/01/2025											
MET LIFE GLOB FUNDING I		592179KD6	15,000,000.00	BOFAML		100.39	15,058,485.00	58,485.00	58,485.00	0.96	4.55
DTD 01/06/2023 5.000% 01/06/2026											

Managed Account Fair Market Value & Analytics

For the Month Ending **December 31, 2024**

SAN BERNARDINO COUNTY - 76990800

Security Type/Description Dated Date/Coupon/Maturity	CUSIP	Par	Broker	Next Call Date	Market Price	Market Value	Unreal G/L On Cost	Unreal G/L Amort Cost	Effective Duration	YTM at Mkt
Corporate Note										
JOHN DEERE CAPITAL CORP DTD 01/09/2023 4.800% 01/09/2026	24422EWPO	15,000,000.00	RBC Capi		100.28	15,042,195.00	49,245.00	44,597.23	0.97	4.52
WELLS FARGO BANK NA (CALLABLE) DTD 01/23/2024 4.811% 01/15/2026	94988J6H5	30,000,000.00	WellsFar	12/14/25	100.29	30,085,890.00	85,890.00	85,890.00	0.93	4.48
PROCTER & GAMBLE CO/THE DTD 01/26/2023 4.100% 01/26/2026	742718FY0	10,000,000.00	Citigrou		99.72	9,972,160.00	(21,140.00)	(25,451.57)	1.02	4.39
JOHN DEERE CAPITAL CORP DTD 03/07/2024 4.950% 03/06/2026	24422EXK0	10,000,000.00	Barclays		100.46	10,046,270.00	50,170.00	48,612.53	1.12	4.54
WALMART INC (CALLABLE) DTD 04/18/2023 4.000% 04/15/2026	931142FA6	15,000,000.00	MIZU	03/15/26	99.54	14,931,285.00	(62,115.00)	(65,871.54)	1.20	4.39
APPLE INC (CALLABLE) DTD 05/10/2023 4.421% 05/08/2026	037833ES5	30,000,000.00	Barclays		99.84	29,952,390.00	(47,610.00)	(47,610.00)	0.63	4.55
TOYOTA MOTOR CREDIT CORP DTD 05/18/2023 4.450% 05/18/2026	89236TKT1	25,000,000.00	MorganSt		99.85	24,963,550.00	(21,950.00)	(29,777.30)	1.32	4.57
JOHN DEERE CAPITAL CORP DTD 06/08/2023 4.750% 06/08/2026	24422EWX3	5,000,000.00	JPMorgan		100.41	5,020,700.00	23,600.00	22,088.24	1.37	4.45
WELLS FARGO BANK NA (CALLABLE) DTD 12/11/2023 5.254% 12/11/2026	94988J6F9	40,000,000.00	WellsFar	11/09/26	101.18	40,473,200.00	473,200.00	473,200.00	1.78	4.61
MET TOWER GLOBAL FUNDING DTD 01/16/2024 4.850% 01/16/2027	58989V2G8	20,000,000.00	BOFAML		100.38	20,076,800.00	94,000.00	88,746.26	1.88	4.66
JOHN DEERE CAPITAL CORP DTD 03/07/2024 4.850% 03/05/2027	24422EXM6	10,000,000.00	Barclays		100.67	10,066,910.00	76,210.00	73,788.85	2.01	4.52
Security Type Sub-Total		479,000,000.00				479,241,353.00	501,163.00	305,765.53	0.82	4.59

Commercial Paper										
TOYOTA MOTOR CREDIT CORP DTD 07/01/2024 0.000% 01/08/2025	89233GN85	50,000,000.00	ToyotaMo		99.90	49,951,650.00	1,337,066.66	2,691.67	0.03	4.31
METLIFE SHORT TERM FUND DTD 09/05/2024 0.000% 01/21/2025	59157TNM1	30,265,000.00	JPMorgan		99.74	30,186,916.30	478,212.22	3,127.38	0.06	4.62
CRC FUNDING LLC DTD 09/27/2024 0.000% 01/22/2025	12619TNN0	50,000,000.00	Citigrou		99.73	49,864,750.00	612,250.00	(1,083.33)	0.06	4.43
METLIFE SHORT TERM FUND DTD 07/31/2024 0.000% 02/03/2025	59157TP31	50,000,000.00	Citigrou		99.58	49,792,200.00	563,755.55	(2,466.67)	0.09	4.87

Managed Account Fair Market Value & Analytics

For the Month Ending **December 31, 2024**

SAN BERNARDINO COUNTY - 76990800

Security Type/Description	Dated Date/Coupon/Maturity	CUSIP	Par	Broker	Next Call Date	Market Price	Market Value	Unreal G/L On Cost	Unreal G/L Amort Cost	Effective Duration	YTM at Mkt
Commercial Paper											
CHARIOT FUNDING LLC	DTD 11/19/2024 0.000% 02/03/2025	15963TP37	50,000,000.00	JPMorgan		99.58	49,789,750.00	275,305.50	583.31	0.09	4.47
BOFA SECURITIES INC	DTD 05/30/2024 0.000% 02/03/2025	06054NP39	100,000,000.00	BOFAML		99.58	99,580,400.00	3,266,983.33	68,983.33	0.09	4.42
CHARIOT FUNDING LLC	DTD 11/25/2024 0.000% 02/05/2025	15963TP52	50,000,000.00	JPMorgan		99.55	49,777,300.00	240,300.00	2,369.44	0.10	4.47
TOYOTA MOTOR CREDIT CORP	DTD 09/23/2024 0.000% 03/03/2025	89233GQ33	50,000,000.00	ToyotaMo		99.24	49,618,550.00	609,661.11	(3,588.89)	0.17	4.43
METLIFE SHORT TERM FUND	DTD 09/05/2024 0.000% 03/03/2025	59157TO30	50,000,000.00	BOFAML		99.25	49,623,000.00	235,500.00	4,250.00	0.17	4.84
CHARIOT FUNDING LLC	DTD 11/25/2024 0.000% 03/05/2025	15963TO51	50,000,000.00	JPMorgan		99.20	49,600,100.00	238,989.00	2,600.07	0.17	4.52
CHARIOT FUNDING LLC	DTD 12/16/2024 0.000% 03/07/2025	15963TQ77	50,000,000.00	JPMorgan		99.18	49,587,700.00	87,700.00	(6,050.00)	0.18	4.52
TOYOTA MOTOR CREDIT CORP	DTD 10/01/2024 0.000% 05/01/2025	89233GS15	50,000,000.00	ToyotaMo		98.51	49,253,850.00	516,919.44	(27,816.67)	0.33	4.47
METLIFE SHORT TERM FUND	DTD 11/08/2024 0.000% 05/02/2025	59157TS20	50,000,000.00	BOFAML		98.54	49,269,800.00	314,800.00	9,244.44	0.33	4.33
JOHNSON & JOHNSON	DTD 12/06/2024 0.000% 05/07/2025	47816FS77	50,000,000.00	SBSC		98.48	49,241,950.00	129,741.66	(7,300.01)	0.34	4.32
CRC FUNDING LLC	DTD 11/14/2024 0.000% 05/16/2025	12619TSG0	50,000,000.00	Citigrou		98.32	49,157,700.00	278,936.11	3,325.00	0.37	4.64
METLIFE SHORT TERM FUND	DTD 12/06/2024 0.000% 05/16/2025	59157TSG9	50,000,000.00	Barclays		98.37	49,186,900.00	141,483.33	2,525.00	0.37	4.34
CITIGROUP GLOBAL MARKETS	DTD 11/26/2024 0.000% 05/20/2025	17327ASL2	50,000,000.00	Citigrou		98.27	49,136,650.00	231,400.00	11,191.67	0.38	4.48
JOHNSON & JOHNSON	DTD 12/06/2024 0.000% 05/20/2025	47816FSL6	50,000,000.00	SBSC		98.33	49,165,200.00	130,450.00	(6,591.67)	0.38	4.33
METLIFE SHORT TERM FUND	DTD 12/02/2024 0.000% 05/20/2025	59157TSL8	55,000,000.00	BOFAML		98.33	54,079,575.00	208,908.33	13,963.89	0.38	4.34
CHARTA LLC	DTD 12/10/2024 0.000% 05/28/2025	16115VSU4	50,000,000.00	Citigrou		98.17	49,085,000.00	134,208.34	(2,374.99)	0.40	4.49
TOYOTA MOTOR CREDIT CORP	DTD 10/29/2024 0.000% 05/29/2025	89233GSV9	50,000,000.00	ToyotaMo		98.16	49,081,150.00	391,108.33	(16.67)	0.40	4.48

Managed Account Fair Market Value & Analytics

For the Month Ending **December 31, 2024**

SAN BERNARDINO COUNTY - 76990800

Security Type/Description Dated Date/Coupon/Maturity	CUSIP	Par	Broker	Next Call Date	Market Price	Market Value	Unreal G/L On Cost	Unreal G/L Amort Cost	Effective Duration	YTM at Mkt
Commercial Paper										
TOYOTA MOTOR CREDIT CORP DTD 10/07/2024 0.000% 07/01/2025	89233GU12	50,000,000.00	ToyotaMo		97.76	48,880,350.00	106,377.80	(21,080.54)	0.49	4.59
JP MORGAN SECURITIES LLC DTD 12/16/2024 0.000% 07/01/2025	46590DU16	50,000,000.00	JPMorgan		97.79	48,894,200.00	91,978.00	311.32	0.49	4.44
METLIFE SHORT TERM FUND DTD 12/27/2024 0.000% 07/01/2025	59157TU19	51,335,000.00	BOFAML		97.78	50,195,825.02	(22,296.49)	(34,502.81)	0.49	4.45
BOFA SECURITIES INC DTD 12/03/2024 0.000% 08/01/2025	06054NV16	50,000,000.00	BOFAML		97.38	48,689,750.00	169,750.00	(2,916.67)	0.58	4.51
JP MORGAN SECURITIES LLC DTD 12/16/2024 0.000% 08/01/2025	46590DV15	50,000,000.00	JPMorgan		97.37	48,686,800.00	70,869.50	(20,588.84)	0.58	4.52
Security Type Sub-Total		1,336,600,000.00				1,319,377,016.32	10,840,357.72	(11,211.24)	0.28	4.48
Certificate of Deposit										
BANK OF AMERICA NA DTD 10/03/2024 4.400% 05/01/2025	06051WPY4	50,000,000.00	BOFAML		99.97	49,986,650.00	(13,350.00)	(13,350.00)	0.33	4.47
BANK OF AMERICA NA DTD 10/03/2024 4.340% 06/02/2025	06051WQA5	50,000,000.00	BOFAML		99.91	49,957,000.00	(43,000.00)	(43,000.00)	0.41	4.52
BANK OF AMERICA NA DTD 10/07/2024 4.470% 06/02/2025	06051WOD9	50,000,000.00	BOFAML		99.97	49,984,250.00	(15,750.00)	(15,750.00)	0.41	4.52
BANK OF AMERICA NA DTD 10/03/2024 4.280% 07/01/2025	06051WPZ1	50,000,000.00	BOFAML		99.88	49,938,500.00	(61,500.00)	(61,500.00)	0.49	4.49
Security Type Sub-Total		200,000,000.00				199,866,400.00	(133,600.00)	(133,600.00)	0.41	4.50
Bank Note										
WELLS FARGO BANK NA (CALLABLE) DTD 08/09/2023 5.550% 08/01/2025	94988J6B8	10,000,000.00	WellsFar	07/01/25	100.45	10,044,690.00	51,890.00	46,813.60	0.48	4.78
CITIBANK NA (CALLABLE) DTD 04/30/2024 5.438% 04/30/2026	17325FBF4	10,000,000.00	Citigrou	03/30/26	100.91	10,091,010.00	91,010.00	91,010.00	1.21	4.72
WELLS FARGO BANK NA (CALLABLE) DTD 08/09/2023 5.450% 08/07/2026	94988J6D4	10,000,000.00	WellsFar	07/07/26	101.20	10,119,710.00	120,510.00	120,137.46	1.44	4.68
Security Type Sub-Total		30,000,000.00				30,255,410.00	263,410.00	257,961.06	1.04	4.73

Managed Account Fair Market Value & Analytics

For the Month Ending **December 31, 2024**

SAN BERNARDINO COUNTY - 76990800

Security Type/Description	CUSIP	Par	Broker	Next Call Date	Market Price	Market Value	Unreal G/L On Cost	Unreal G/L Amort Cost	Effective Duration	YTM at Mkt
Asset-Backed Security										
BMWLT 2023-1 A3 DTD 02/15/2023 5.160% 11/25/2025	05593AAC3	1,579,784.02	BOFAML		100.07	1,580,896.19	1,149.77	1,124.36	0.12	4.39
TAOT 2021-C A3 DTD 09/27/2021 0.430% 01/15/2026	89239BAC5	836,784.46	Barclays		99.67	834,061.56	(2,656.20)	(2,706.78)	0.08	4.48
HAROT 2021-4 A3 DTD 11/24/2021 0.880% 01/21/2026	43815GAC3	1,215,762.25	BankofAm		99.22	1,206,307.27	(9,198.70)	(9,389.93)	0.21	7.01
JDOT 2023-A A2 DTD 03/02/2023 5.280% 03/16/2026	47800CAB2	997,186.21	SUMITR		100.03	997,453.45	302.25	281.16	0.04	4.01
JDOT 2021-B A3 DTD 07/21/2021 0.520% 03/16/2026	47789OAC4	1,710,879.29	SUMITR		99.50	1,702,360.82	(8,365.86)	(8,478.83)	0.13	4.22
HAROT 2023-3 A2 DTD 08/22/2023 5.710% 03/18/2026	43815OAB3	1,980,568.70	BankofAm		100.19	1,984,418.92	4,037.78	3,938.74	0.17	4.50
TAOT 2021-D A3 DTD 11/15/2021 0.710% 04/15/2026	89238JAC9	1,181,107.51	RBC Capi		99.27	1,172,503.15	(8,579.21)	(8,597.02)	0.19	4.51
HAROT 2023-2 A2 DTD 05/30/2023 5.410% 04/15/2026	437927AB2	1,362,158.61	Barclays		100.14	1,364,068.35	1,991.34	1,946.32	0.18	4.54
TLOT 2023-A A3 DTD 04/18/2023 4.930% 04/20/2026	89239MAC1	10,091,413.84	Barclays		100.10	10,101,616.26	11,962.36	10,965.28	0.26	4.47
BMWOT 2023-A A2A DTD 07/18/2023 5.720% 04/27/2026	05592XAB6	456,847.89	TD Secur		100.13	457,454.58	627.34	616.53	0.12	4.40
HART 2021-C A3 DTD 11/17/2021 0.740% 05/15/2026	44935FAD6	574,716.89	SMBC		99.60	572,412.27	(2,176.34)	(2,265.45)	0.11	4.35
TAOT 2023-B A2A DTD 05/23/2023 5.280% 05/15/2026	891941AB2	1,147,032.49	RBC Capi		100.07	1,147,841.15	835.16	820.87	0.13	4.57
HART 2023-B A2A DTD 07/19/2023 5.770% 05/15/2026	44933XAB3	1,256,249.14	Barclays		100.19	1,258,588.27	2,363.88	2,351.17	0.17	4.59
TAOT 2022-A A3 DTD 01/31/2022 1.230% 06/15/2026	89239KAC5	979,973.21	MIZU		99.24	972,488.17	(7,318.44)	(7,429.57)	0.23	4.43
JDOT 2023-B A2 DTD 06/28/2023 5.590% 06/15/2026	477920AB8	1,324,913.28	BankofAm		100.11	1,326,397.18	1,562.20	1,522.36	0.13	4.63
MBART 2021-1 A3 DTD 09/22/2021 0.460% 06/15/2026	58772WAC7	2,348,247.75	MIZU		99.36	2,333,275.32	(14,665.28)	(14,877.92)	0.16	4.31
HAROT 2023-4 A2 DTD 11/08/2023 5.870% 06/22/2026	438123AB7	3,029,564.05	JPMorgan		100.38	3,041,103.66	11,773.79	11,671.99	0.31	4.58

Managed Account Fair Market Value & Analytics

For the Month Ending **December 31, 2024**

SAN BERNARDINO COUNTY - 76990800

Security Type/Description	CUSIP	Par	Broker	Next Call Date	Market Price	Market Value	Unreal G/L On Cost	Unreal G/L Amort Cost	Effective Duration	YTM at Mkt
Asset-Backed Security										
TLOT 2024-A A2A DTD 02/27/2024 5.330% 07/20/2026	89238GAB7	1,398,992.99	TD Secur		100.16	1,401,287.33	2,413.12	3,332.04	0.21	4.42
BMWLT 2024-1 A2A DTD 02/14/2024 5.100% 07/27/2026	05611UAB9	4,113,601.99	Barclays		100.23	4,122,923.41	9,405.75	9,371.04	0.36	4.44
TAOT 2023-C A2A DTD 08/15/2023 5.600% 08/17/2026	89231FAB6	973,615.68	BNPPSA		100.22	975,762.50	2,206.31	2,179.04	0.21	4.44
JDOT 2023-C A2 DTD 09/19/2023 5.760% 08/17/2026	47787CAB9	3,362,503.16	RBC Capi		100.24	3,370,495.83	8,217.95	8,122.98	0.21	4.55
BMWOT 2022-A A3 DTD 05/18/2022 3.210% 08/25/2026	05602RAD3	4,588,553.09	RBC Capi		99.55	4,567,679.76	(20,634.73)	(20,781.11)	0.37	4.39
FORDO 2023-C A2A DTD 11/21/2023 5.680% 09/15/2026	344940AB7	2,012,121.76	SMBC		100.30	2,018,160.13	6,220.87	6,149.33	0.30	4.63
JDOT 2022-A A3 DTD 03/16/2022 2.320% 09/15/2026	47787JAC2	2,342,097.88	BOFAML		99.17	2,322,590.55	(18,989.26)	(19,310.86)	0.37	4.51
TAOT 2022-B A3 DTD 04/13/2022 2.930% 09/15/2026	89238FAD5	4,853,584.16	SUMITR		99.39	4,824,113.20	(29,357.39)	(29,427.16)	0.40	4.42
HAROT 2024-1 A2 DTD 02/21/2024 5.360% 09/15/2026	437918AB1	17,902,605.91	SUMITR		100.27	17,951,193.58	50,240.09	49,694.09	0.37	4.59
GMCAR 2023-3 A2A DTD 07/19/2023 5.740% 09/16/2026	36267KAB3	570,695.01	WellsFar		100.20	571,820.99	1,136.31	1,131.57	0.17	4.50
BMWLT 2023-2 A3 DTD 10/11/2023 5.990% 09/25/2026	055979AC2	2,805,505.81	JPMorgan		100.66	2,824,008.12	18,559.27	18,534.57	0.44	4.51
MBART 2023-2 A2 DTD 10/25/2023 5.920% 11/16/2026	58769FAB1	1,830,985.10	BankofAm		100.33	1,836,941.30	6,038.23	6,008.07	0.26	4.58
GMCAR 2023-4 A2A DTD 10/11/2023 5.890% 11/16/2026	379930AB6	2,435,669.67	BMO		100.36	2,444,494.11	9,056.56	8,966.78	0.27	4.50
TAOT 2023-D A2A DTD 11/14/2023 5.800% 11/16/2026	89239FAB8	3,634,848.94	JPMorgan		100.34	3,647,258.31	12,464.26	12,441.59	0.33	4.73
HART 2022-B A3 DTD 07/20/2022 3.720% 11/16/2026	44918MAD2	5,497,045.42	Barclays		99.67	5,478,773.24	(18,269.98)	(18,271.23)	0.41	4.50
HAROT 2024-2 A2 DTD 05/21/2024 5.480% 11/18/2026	437930AB6	11,251,070.95	Citigrou		100.44	11,300,226.88	49,366.32	49,316.41	0.49	4.58
MBALT 2024-B A2A DTD 09/25/2024 4.570% 12/15/2026	58769GAB9	2,500,000.00	MUFG		100.02	2,500,512.50	593.50	582.52	0.49	4.53

Managed Account Fair Market Value & Analytics

For the Month Ending **December 31, 2024**

SAN BERNARDINO COUNTY - 76990800

Security Type/Description	CUSIP	Par	Broker	Next Call Date	Market Price	Market Value	Unreal G/L On Cost	Unreal G/L Amort Cost	Effective Duration	YTM at Mkt
Asset-Backed Security										
TAOT 2024-A A2A	89238DAB4	13,062,407.54	BankofAm		100.15	13,082,275.46	20,425.68	20,256.00	0.34	4.63
DTD 01/30/2024 5.130% 12/15/2026										
HART 2023-C A2A	44918CAB8	3,217,504.31	BNPPSA		100.41	3,230,747.55	13,393.82	13,342.01	0.36	4.62
DTD 11/13/2023 5.800% 01/15/2027										
FORDO 2024-A A2A	34535EAB8	9,074,301.81	JPMorgan		100.32	9,103,230.69	29,247.39	29,156.33	0.46	4.61
DTD 03/19/2024 5.320% 01/15/2027										
MBALT 2023-A A3	58768RAC4	18,927,510.62	JPMorgan		100.09	18,944,602.16	17,750.22	17,460.33	0.47	4.55
DTD 05/24/2023 4.740% 01/15/2027										
BMWLT 2024-2 A2A	05613MAB5	8,000,000.00	Citigrou		99.83	7,986,632.00	(12,673.60)	(12,752.04)	0.76	4.53
DTD 10/07/2024 4.290% 01/25/2027										
JDOT 2024-A A2A	47800RAB9	3,029,832.99	Citigrou		100.30	3,038,958.85	9,303.71	9,252.06	0.45	4.51
DTD 03/19/2024 5.190% 02/16/2027										
GMCAR 2024-1 A2A	36268GAB1	4,998,317.56	Barclays		100.21	5,008,759.05	10,544.45	10,511.79	0.36	4.51
DTD 01/17/2024 5.120% 02/16/2027										
JDOT 2022-B A3	47800AAC4	5,249,924.39	RBC Capi		99.56	5,227,066.22	(22,356.81)	(22,625.16)	0.54	4.54
DTD 07/20/2022 3.740% 02/16/2027										
MBALT 2024-A A2A	58770JAB0	6,970,562.81	MIZU		100.48	7,003,819.36	33,941.06	33,786.94	0.57	4.63
DTD 05/23/2024 5.440% 02/16/2027										
TLOT 2024-B A2A	891943AB8	4,000,000.00	JPMorgan		99.84	3,993,448.00	(6,037.20)	(6,102.73)	1.00	4.50
DTD 09/17/2024 4.310% 02/22/2027										
HAROT 2024-3 A2	43813YAB8	7,250,000.00	JPMorgan		100.29	7,271,133.75	21,701.42	21,619.27	0.73	4.52
DTD 08/21/2024 4.890% 02/22/2027										
BMWOT 2024-A A2A	096919AB1	11,108,494.81	JPMorgan		100.41	11,154,017.42	45,748.11	45,702.58	0.50	4.61
DTD 06/11/2024 5.420% 02/25/2027										
HAROT 2024-4 A2	43816DAB1	7,000,000.00	BOFAML		100.04	7,003,108.00	3,585.40	3,547.82	0.87	4.53
DTD 10/24/2024 4.560% 03/15/2027										
TAOT 2024-B A2A	89237NAB3	10,332,784.16	SMBC		100.38	10,372,141.74	40,100.50	39,936.35	0.47	4.59
DTD 04/30/2024 5.410% 03/15/2027										
GMCAR 2024-2 A2A	379931AB4	4,798,667.61	BNPPSA		100.34	4,814,911.10	16,560.68	16,482.91	0.43	4.53
DTD 04/10/2024 5.330% 03/16/2027										
BMWLT 2024-1 A3	05611UAD5	16,000,000.00	Barclays		100.53	16,084,976.00	85,372.80	116,062.22	1.13	4.47
DTD 02/14/2024 4.980% 03/25/2027										
HART 2024-A A2A	448973AB3	4,501,029.36	BankofAm		100.34	4,516,112.31	15,136.97	15,121.68	0.51	4.64
DTD 03/20/2024 5.290% 04/15/2027										

Managed Account Fair Market Value & Analytics

For the Month Ending **December 31, 2024**

SAN BERNARDINO COUNTY - 76990800

Security Type/Description	CUSIP	Par	Broker	Next Call Date	Market Price	Market Value	Unreal G/L On Cost	Unreal G/L Amort Cost	Effective Duration	YTM at Mkt
Asset-Backed Security										
FORDO 2024-B A2A DTD 06/24/2024 5.400% 04/15/2027	34531OAB5	7,500,000.00	BNP Sec		100.47	7,535,175.00	35,736.00	35,626.18	0.61	4.65
HART 2023-A A3 DTD 04/12/2023 4.580% 04/15/2027	448979AD6	13,141,023.14	BOFAML		100.03	13,145,228.27	5,487.69	4,937.52	0.61	4.54
TLOT 2024-A A3 DTD 02/27/2024 5.250% 04/20/2027	89238GAD3	3,500,000.00	TD Secur		100.79	3,527,744.50	27,892.20	30,523.66	1.04	4.48
HAROT 2023-1 A3 DTD 02/24/2023 5.040% 04/21/2027	43815JAC7	6,177,261.64	Citigrou		100.34	6,198,202.56	22,088.65	21,577.27	0.68	4.56
AMXCA 2022-2 A DTD 05/24/2022 3.390% 05/15/2027	02582JJT8	20,000,000.00	Barclays		99.56	19,911,120.00	(84,456.00)	(86,770.50)	0.36	4.48
TAOT 2024-C A2A DTD 07/30/2024 5.160% 05/17/2027	89237OAB6	5,750,000.00	MUFG		100.41	5,773,557.75	23,612.37	23,596.27	0.60	4.50
JDOT 2024-B A2A DTD 06/18/2024 5.420% 05/17/2027	47786WAB6	21,000,000.00	RBC Capi		100.63	21,132,951.00	134,169.00	133,932.73	0.62	4.43
MBART 2024-1 A2A DTD 01/24/2024 5.060% 05/17/2027	587918AB9	29,378,463.32	Citigrou		100.17	29,428,347.95	53,145.64	52,249.22	0.38	4.58
HART 2024-B A2A DTD 07/24/2024 5.150% 06/15/2027	44934QAB7	4,000,000.00	Citigrou		100.37	4,014,660.00	14,821.60	14,798.12	0.69	4.65
JDOT 2022-C A3 DTD 10/19/2022 5.090% 06/15/2027	47800BAC2	22,074,490.15	Citigrou		100.29	22,138,903.51	66,126.34	65,316.87	0.65	4.66
HART 2022-C A3 DTD 11/09/2022 5.390% 06/15/2027	44933DAD3	37,993,372.25	SMBC		100.52	38,191,393.70	198,203.82	198,118.83	0.63	4.58
GMCAR 2024-3 A2A DTD 07/10/2024 5.350% 06/16/2027	38013KAB6	8,000,000.00	RBC Capi		100.47	8,037,912.00	37,932.00	37,912.00	0.55	4.51
FORDO 2024-C A2A DTD 09/20/2024 4.320% 08/15/2027	34532UAB5	3,500,000.00	Citigrou		99.91	3,496,937.50	(2,922.15)	(2,941.23)	0.90	4.44
TAOT 2024-D A2A DTD 10/17/2024 4.550% 08/16/2027	89239TAB8	3,100,000.00	MIZU		100.07	3,102,204.10	2,405.91	2,387.85	0.82	4.49
JDOT 2024-C A2A DTD 09/17/2024 4.360% 08/16/2027	477911AB7	3,250,000.00	BOFAML		99.97	3,249,038.00	(626.93)	(664.26)	1.13	4.41
MBART 2022-1 A3 DTD 11/22/2022 5.210% 08/16/2027	58768PAC8	14,293,102.02	SMBC		100.46	14,358,249.98	67,975.13	66,715.85	0.68	4.56
HART 2024-C A2A DTD 10/16/2024 4.530% 09/15/2027	448976AB6	3,500,000.00	Barclays		100.04	3,501,375.50	1,587.95	1,571.21	0.96	4.52

Managed Account Fair Market Value & Analytics

For the Month Ending **December 31, 2024**

SAN BERNARDINO COUNTY - 76990800

Security Type/Description	CUSIP	Par	Broker	Next Call Date	Market Price	Market Value	Unreal G/L On Cost	Unreal G/L Amort Cost	Effective Duration	YTM at Mkt
Asset-Backed Security										
TAOT 2023-A A3 DTD 01/30/2023 4.630% 09/15/2027	891940AC2	12,382,685.86	BOFAML		100.06	12,390,623.16	7,943.49	7,940.93	0.76	4.56
TAOT 2022-D A3 DTD 11/08/2022 5.300% 09/15/2027	89239HAD0	65,931,722.67	RBC Capi		100.59	66,321,708.81	396,493.60	393,614.23	0.76	4.59
FORDO 2024-D A2A DTD 11/22/2024 4.590% 10/15/2027	34535VAB0	5,000,000.00	Barclays		100.14	5,007,100.00	7,344.00	7,335.17	1.12	4.49
AMXCA 2022-4 A DTD 11/03/2022 4.950% 10/15/2027	02582JXX9	33,000,000.00	Barclays		100.37	33,121,473.00	123,109.80	122,395.22	0.76	4.49
GMCAR 2024-4 A2A DTD 10/16/2024 4.530% 10/18/2027	38014AAB7	2,500,000.00	MIZU		100.07	2,501,835.00	1,939.25	1,926.79	0.88	4.47
HAROT 2023-2 A3 DTD 05/30/2023 4.930% 11/15/2027	437927AC0	4,000,000.00	Barclays		100.65	4,025,912.00	26,560.00	26,329.47	1.04	4.34
MBART 2023-1 A3 DTD 01/25/2023 4.510% 11/15/2027	58770AAC7	5,402,794.93	SUMITR		100.01	5,403,459.47	1,312.88	1,052.05	0.75	4.51
JDOT 2023-A A3 DTD 03/02/2023 5.010% 11/15/2027	47800CAC0	22,000,000.00	SUMITR		100.45	22,097,900.00	101,908.40	100,348.14	0.86	4.57
CCCT 2023-A1 A1 DTD 12/11/2023 5.230% 12/08/2027	17305EGW9	9,000,000.00	Citigrou		100.65	9,058,365.00	59,493.60	59,211.99	0.91	4.49
MBALT 2024-A A3 DTD 05/23/2024 5.320% 01/18/2028	58770JAD6	4,000,000.00	MIZU		101.18	4,047,328.00	47,796.00	47,721.00	1.63	4.64
TAOT 2023-B A3 DTD 05/23/2023 4.710% 02/15/2028	891941AD8	12,500,000.00	RBC Capi		100.31	12,538,375.00	39,073.75	38,836.46	1.02	4.48
HAROT 2023-3 A3 DTD 08/22/2023 5.410% 02/18/2028	43815QAC1	6,500,000.00	BankofAm		101.00	6,564,766.00	66,106.30	65,700.73	1.04	4.48
BMWOT 2023-A A3 DTD 07/18/2023 5.470% 02/25/2028	05592XAD2	3,000,000.00	TD Secur		100.92	3,027,555.00	28,086.60	27,918.81	0.95	4.54
JDOT 2023-B A3 DTD 06/28/2023 5.180% 03/15/2028	477920AC6	4,000,000.00	BankofAm		100.82	4,032,964.00	33,631.20	33,417.71	1.09	4.47
DCENT 2023-A1 A DTD 04/11/2023 4.310% 03/15/2028	254683CY9	45,000,000.00	RBC Capi		99.77	44,897,580.00	(99,810.00)	(100,722.15)	1.15	4.54
VZMT 2023-2 A DTD 04/25/2023 4.890% 04/13/2028	92348KBL6	35,000,000.00	RBC Capi		100.07	35,024,080.00	24,629.50	24,443.26	0.83	5.24
TAOT 2023-C A3 DTD 08/15/2023 5.160% 04/17/2028	89231FAD2	2,000,000.00	BNPPSA		100.78	2,015,612.00	16,064.40	15,930.99	1.12	4.51

Managed Account Fair Market Value & Analytics

For the Month Ending **December 31, 2024**

SAN BERNARDINO COUNTY - 76990800

Security Type/Description	CUSIP	Par	Broker	Next Call Date	Market Price	Market Value	Unreal G/L On Cost	Unreal G/L Amort Cost	Effective Duration	YTM at Mkt
Asset-Backed Security										
HART 2023-B A3 DTD 07/19/2023 5.480% 04/17/2028	44933XAD9	5,000,000.00	Barclays		101.09	5,054,635.00	54,852.00	54,785.68	1.06	4.52
JDOT 2023-C A3 DTD 09/19/2023 5.480% 05/15/2028	47787CAC7	6,750,000.00	RBC Capi		101.14	6,826,788.00	77,251.72	77,119.83	1.18	4.57
AMXCA 2023-1 A DTD 06/14/2023 4.870% 05/15/2028	02582JJZ4	14,000,000.00	RBC Capi		100.53	14,073,808.00	75,049.80	74,659.24	1.30	4.50
COMET 2023-A1 A DTD 05/24/2023 4.420% 05/15/2028	14041NGD7	50,000,000.00	RBC Capi		100.01	50,003,700.00	15,165.00	11,471.40	1.30	4.45
DCENT 2023-A2 A DTD 06/28/2023 4.930% 06/15/2028	254683CZ6	25,000,000.00	BankofAm		100.65	25,163,425.00	166,802.50	165,776.22	1.38	4.50
GMCAR 2023-3 A3 DTD 07/19/2023 5.450% 06/16/2028	36267KAD9	5,000,000.00	WellsFar		101.08	5,053,960.00	54,153.00	54,095.98	1.05	4.47
HAROT 2023-4 A3 DTD 11/08/2023 5.670% 06/21/2028	438123AC5	2,250,000.00	JPMorgan		101.59	2,285,714.25	36,110.47	36,018.51	1.30	4.51
TAOT 2023-D A3 DTD 11/14/2023 5.540% 08/15/2028	89239FAD4	3,250,000.00	JPMorgan		101.47	3,297,641.75	47,992.10	47,907.84	1.42	4.56
HAROT 2024-1 A3 DTD 02/21/2024 5.210% 08/15/2028	437918AC9	16,500,000.00	SUMITR		101.03	16,670,461.50	171,179.25	171,005.08	1.45	4.54
HART 2023-C A3 DTD 11/13/2023 5.540% 10/16/2028	44918CAD4	2,750,000.00	BNPPSA		101.47	2,790,436.00	40,797.62	40,717.54	1.42	4.56
TAOT 2024-A A3 DTD 01/30/2024 4.830% 10/16/2028	89238DAD0	12,000,000.00	BankofAm		100.51	12,061,308.00	63,709.20	63,258.35	1.42	4.51
JDOT 2024-A A3 DTD 03/19/2024 4.960% 11/15/2028	47800RAD5	2,700,000.00	Citigrou		100.76	2,720,628.00	20,779.20	22,013.80	1.66	4.54
HAROT 2024-2 A3 DTD 05/21/2024 5.270% 11/20/2028	437930AC4	12,000,000.00	Citigrou		101.21	12,145,008.00	146,466.00	146,270.46	1.66	4.59
GMCAR 2024-1 A3 DTD 01/17/2024 4.850% 12/18/2028	36268GAD7	3,000,000.00	Barclays		100.51	3,015,324.00	15,927.30	15,820.69	1.41	4.53
VZMT 2024-1 A1A DTD 01/18/2024 5.000% 12/20/2028	92348KCL5	17,000,000.00	BankofAm		100.51	17,086,513.00	87,019.60	86,879.55	1.46	4.69
TAOT 2024-B A3 DTD 04/30/2024 5.330% 01/16/2029	89237NAD9	17,500,000.00	SMBC		101.36	17,737,807.50	240,303.00	239,966.46	1.64	4.56
CHAIT 2024-A1 A DTD 01/31/2024 4.600% 01/16/2029	161571HV9	65,000,000.00	JPMorgan		100.25	65,162,955.00	172,854.50	171,091.11	1.91	4.50

Managed Account Fair Market Value & Analytics

For the Month Ending **December 31, 2024**

SAN BERNARDINO COUNTY - 76990800

Security Type/Description Dated Date/Coupon/Maturity	CUSIP	Par	Broker	Next Call Date	Market Price	Market Value	Unreal G/L On Cost	Unreal G/L Amort Cost	Effective Duration	YTM at Mkt
Asset-Backed Security										
HART 2024-A A3 DTD 03/20/2024 4.990% 02/15/2029	448973AD9	4,000,000.00	BankofAm		100.74	4,029,472.00	30,354.00	30,215.70	1.73	4.61
BMWOT 2024-A A3 DTD 06/11/2024 5.180% 02/26/2029	096919AD7	11,000,000.00	JPMorgan		101.17	11,129,129.00	130,799.90	130,605.68	1.70	4.54
HART 2024-B A3 DTD 07/24/2024 4.840% 03/15/2029	44934OAD3	3,800,000.00	Citigrou		100.51	3,819,273.60	19,847.02	19,793.16	1.89	4.61
TAOT 2024-C A3 DTD 07/30/2024 4.880% 03/15/2029	89237QAD2	6,500,000.00	MUFG		100.69	6,544,655.00	44,658.90	44,655.00	1.93	4.65
JDOT 2024-B A3 DTD 06/18/2024 5.200% 03/15/2029	47786WAD2	12,500,000.00	RBC Capi		101.24	12,655,212.50	157,656.25	157,380.12	1.93	4.61
FORDO 2024-B A3 DTD 06/24/2024 5.100% 04/15/2029	34531OAD1	7,250,000.00	BNP Sec		101.16	7,334,187.00	84,253.70	84,242.75	1.90	4.54
GMCAR 2024-3 A3 DTD 07/10/2024 5.130% 04/16/2029	38013KAD2	8,000,000.00	RBC Capi		101.10	8,088,200.00	89,431.20	89,307.19	1.84	4.58
Security Type Sub-Total		1,031,792,941.06				1,035,617,307.83	3,922,332.84	3,927,637.04	0.95	4.56
Managed Account Sub-Total		16,018,991,043.12				15,722,505,801.00	130,736,924.43	(34,143,669.83)	1.66	4.57
Securities Sub-Total		\$16,018,991,043.12				\$15,722,505,801.00	\$130,736,924.43	(\$34,143,669.83)	1.66	4.57%
Accrued Interest						\$45,312,515.94				
Total Investments						\$15,767,818,316.94				

Managed Account Security Transactions & Interest

For the Month Ending **December 31, 2024**

SAN BERNARDINO COUNTY - 76990800

Transaction Type		Security Description	CUSIP	Par	Principal Proceeds	Accrued Interest	Total	Realized G/L Cost	Realized G/L Amort Cost	Sale Method
Trade	Settle									
BUY										
12/02/24	12/02/24	MSILF GOVERNMENT-INST DTD 01/01/2010 0.000% --	61747C707	40,000,000.00	(40,000,000.00)	0.00	(40,000,000.00)			
12/02/24	12/03/24	METLIFE SHORT TERM FUND DTD 12/02/2024 0.000% 05/20/2025	59157TSL8	55,000,000.00	(53,870,666.67)	0.00	(53,870,666.67)			
12/02/24	12/03/24	TREASURY BILL DTD 06/20/2024 0.000% 12/19/2024	912797L08	100,000,000.00	(99,798,777.78)	0.00	(99,798,777.78)			
12/03/24	12/04/24	BOFA SECURITIES INC DTD 12/03/2024 0.000% 08/01/2025	06054NV16	50,000,000.00	(48,520,000.00)	0.00	(48,520,000.00)			
12/03/24	12/12/24	FHMS K531 A2 DTD 12/01/2024 4.630% 10/01/2029	3137HHUN9	40,000,000.00	(40,181,680.00)	(56,588.89)	(40,238,268.89)			
12/05/24	12/05/24	MSILF GOVERNMENT-INST DTD 01/01/2010 0.000% --	61747C707	30,000,000.00	(30,000,000.00)	0.00	(30,000,000.00)			
12/05/24	12/05/24	MSILF GOVERNMENT-INST DTD 01/01/2010 0.000% --	61747C707	40,000,000.00	(40,000,000.00)	0.00	(40,000,000.00)			
12/05/24	12/05/24	CANTOR FITZGERALD & CO DTD 12/05/2024 4.550% 12/12/2024	RPEI4OLS7	100,000,000.00	(100,000,000.00)	0.00	(100,000,000.00)			
12/05/24	12/05/24	MSILF GOVERNMENT-INST DTD 01/01/2010 0.000% --	61747C707	27,000,000.00	(27,000,000.00)	0.00	(27,000,000.00)			
12/06/24	12/06/24	FH GOVERNMENT OBLIGATION-PRE DTD 01/01/2010 0.000% --	608919718	150,000,000.00	(150,000,000.00)	0.00	(150,000,000.00)			
12/06/24	12/06/24	MSILF GOVERNMENT-INST DTD 01/01/2010 0.000% --	61747C707	400,000,000.00	(400,000,000.00)	0.00	(400,000,000.00)			
12/06/24	12/06/24	FIDELITY INV MMKT GOVT-INST DTD 08/09/2017 0.000% --	31607A703	150,000,000.00	(150,000,000.00)	0.00	(150,000,000.00)			
12/06/24	12/09/24	FED HOME LN DISCOUNT NT DTD 08/01/2024 0.000% 08/01/2025	313385JW7	50,000,000.00	(48,666,701.39)	0.00	(48,666,701.39)			
12/06/24	12/09/24	JOHNSON & JOHNSON DTD 12/06/2024 0.000% 05/07/2025	47816FS77	50,000,000.00	(49,112,208.34)	0.00	(49,112,208.34)			
12/06/24	12/09/24	JOHNSON & JOHNSON DTD 12/06/2024 0.000% 05/20/2025	47816FSL6	50,000,000.00	(49,034,750.00)	0.00	(49,034,750.00)			
12/06/24	12/09/24	METLIFE SHORT TERM FUND DTD 12/06/2024 0.000% 05/16/2025	59157TSG9	50,000,000.00	(49,045,416.67)	0.00	(49,045,416.67)			
12/09/24	12/09/24	MSILF GOVERNMENT-INST DTD 01/01/2010 0.000% --	61747C707	100,000,000.00	(100,000,000.00)	0.00	(100,000,000.00)			

Managed Account Security Transactions & Interest

For the Month Ending **December 31, 2024**

SAN BERNARDINO COUNTY - 76990800

Transaction Type		Security Description	CUSIP	Par	Principal Proceeds	Accrued Interest	Total	Realized G/L Cost	Realized G/L Amort Cost	Sale Method
Trade	Settle									
BUY										
12/09/24	12/10/24	US TREASURY N/B DTD 08/31/2022 3.125% 08/31/2027	91282CFH9	50,000,000.00	(48,761,718.75)	(435,946.13)	(49,197,664.88)			
12/09/24	12/10/24	US TREASURY N/B DTD 08/02/2021 0.625% 07/31/2026	91282CCP4	100,000,000.00	(94,457,031.25)	(224,184.78)	(94,681,216.03)			
12/09/24	12/10/24	TREASURY BILL DTD 11/29/2024 0.000% 05/29/2025	912797NN3	100,000,000.00	(98,012,888.89)	0.00	(98,012,888.89)			
12/09/24	12/10/24	US TREASURY N/B DTD 05/31/2023 3.750% 05/31/2030	91282CHF1	50,000,000.00	(49,179,687.50)	(51,510.99)	(49,231,198.49)			
12/10/24	12/10/24	CHARTA LLC DTD 12/10/2024 0.000% 05/28/2025	16115VSU4	50,000,000.00	(48,950,791.66)	0.00	(48,950,791.66)			
12/10/24	12/11/24	TOYOTA MOTOR CREDIT CORP DTD 10/07/2024 0.000% 07/01/2025	89233GU12	50,000,000.00	(48,773,972.20)	0.00	(48,773,972.20)			
12/10/24	12/11/24	FED HOME LN DISCOUNT NT DTD 08/01/2024 0.000% 08/01/2025	313385JW7	50,000,000.00	(48,671,600.00)	0.00	(48,671,600.00)			
12/10/24	12/13/24	FR WN1478 DTD 12/01/2024 4.250% 11/01/2030	3132XFUC0	64,136,000.00	(62,592,727.50)	(90,859.33)	(62,683,586.83)			
12/12/24	12/12/24	CANTOR FITZGERALD & CO DTD 12/12/2024 4.550% 12/19/2024	RPEK4OXN5	100,000,000.00	(100,000,000.00)	0.00	(100,000,000.00)			
12/12/24	12/12/24	MSILF GOVERNMENT-INST DTD 01/01/2010 0.000% --	61747C707	10,000,000.00	(10,000,000.00)	0.00	(10,000,000.00)			
12/13/24	12/13/24	MSILF GOVERNMENT-INST DTD 01/01/2010 0.000% --	61747C707	21,000,000.00	(21,000,000.00)	0.00	(21,000,000.00)			
12/16/24	12/16/24	MSILF GOVERNMENT-INST DTD 01/01/2010 0.000% --	61747C707	109,000,000.00	(109,000,000.00)	0.00	(109,000,000.00)			
12/16/24	12/16/24	MSILF GOVERNMENT-INST DTD 01/01/2010 0.000% --	61747C707	44,000,000.00	(44,000,000.00)	0.00	(44,000,000.00)			
12/16/24	12/17/24	JP MORGAN SECURITIES LLC DTD 12/16/2024 0.000% 08/01/2025	46590DV15	50,000,000.00	(48,615,930.50)	0.00	(48,615,930.50)			
12/16/24	12/17/24	CHARIOT FUNDING LLC DTD 12/16/2024 0.000% 03/07/2025	15963TO77	50,000,000.00	(49,500,000.00)	0.00	(49,500,000.00)			
12/17/24	12/17/24	JP MORGAN SECURITIES LLC DTD 12/16/2024 0.000% 07/01/2025	46590DU16	50,000,000.00	(48,802,222.00)	0.00	(48,802,222.00)			
12/17/24	12/20/24	FHMS K532 A2 DTD 12/01/2024 4.250% 11/01/2029	3137HHUX7	17,000,000.00	(16,714,638.00)	(38,131.94)	(16,752,769.94)			

Managed Account Security Transactions & Interest

For the Month Ending **December 31, 2024**

SAN BERNARDINO COUNTY - 76990800

Transaction Type		Security Description	CUSIP	Par	Principal Proceeds	Accrued Interest	Total	Realized G/L Cost	Realized G/L Amort Cost	Sale Method
Trade	Settle									
BUY										
12/18/24	12/19/24	US TREASURY N/B DTD 05/31/2023 3.750% 05/31/2030	91282CHF1	50,000,000.00	(48,708,984.38)	(97,870.88)	(48,806,855.26)			
12/19/24	12/19/24	CANTOR FITZGERALD & CO DTD 12/19/2024 4.260% 12/26/2024	RPEO245Y0	100,000,000.00	(100,000,000.00)	0.00	(100,000,000.00)			
12/20/24	12/20/24	MSILF GOVERNMENT-INST DTD 01/01/2010 0.000% --	61747C707	26,000,000.00	(26,000,000.00)	0.00	(26,000,000.00)			
12/20/24	12/20/24	MSILF GOVERNMENT-INST DTD 01/01/2010 0.000% --	61747C707	24,000,000.00	(24,000,000.00)	0.00	(24,000,000.00)			
12/24/24	12/24/24	MSILF GOVERNMENT-INST DTD 01/01/2010 0.000% --	61747C707	125,000,000.00	(125,000,000.00)	0.00	(125,000,000.00)			
12/26/24	12/26/24	CANTOR FITZGERALD & CO DTD 12/26/2024 4.550% 01/02/2025	RPEK4QJE6	100,000,000.00	(100,000,000.00)	0.00	(100,000,000.00)			
12/26/24	12/27/24	FED HOME LN DISCOUNT NT DTD 08/01/2024 0.000% 08/01/2025	313385JW7	100,000,000.00	(97,510,527.78)	0.00	(97,510,527.78)			
12/27/24	12/27/24	MSILF GOVERNMENT-INST DTD 01/01/2010 0.000% --	61747C707	395,000,000.00	(395,000,000.00)	0.00	(395,000,000.00)			
12/27/24	12/30/24	METLIFE SHORT TERM FUND DTD 12/27/2024 0.000% 07/01/2025	59157TU19	51,335,000.00	(50,218,121.51)	0.00	(50,218,121.51)			

Transaction Type Sub-Total **3,418,471,000.00 (3,388,701,042.77) (995,092.94) (3,389,696,135.71)**

INTEREST										
12/01/24	12/01/24	AMAZON.COM INC DTD 12/01/2022 4.600% 12/01/2025	023135CN4		0.00	575,000.00	575,000.00			
12/01/24	12/25/24	FHMS K756 A2 DTD 07/01/2024 4.963% 05/01/2031	3137HDVA5		0.00	413,583.33	413,583.33			
12/01/24	12/25/24	FR WN2405 DTD 07/01/2023 4.310% 04/01/2030	3132XGU79		0.00	96,306.95	96,306.95			
12/01/24	12/25/24	FHMS K747 A2 DTD 01/01/2022 2.050% 11/01/2028	3137H5DX2		0.00	58,083.33	58,083.33			
12/01/24	12/25/24	FHMS K066 A2 DTD 08/01/2017 3.117% 06/01/2027	3137F2LJ3		0.00	94,958.93	94,958.93			
12/01/24	12/25/24	FR WN2415 DTD 08/01/2023 4.640% 05/01/2030	3132XGVH6		0.00	95,874.00	95,874.00			

Managed Account Security Transactions & Interest

For the Month Ending **December 31, 2024**

SAN BERNARDINO COUNTY - 76990800

Transaction Type		Security Description	CUSIP	Par	Principal Proceeds	Accrued Interest	Total	Realized G/L Cost	Realized G/L Amort Cost	Sale Method
Trade	Settle									
INTEREST										
12/01/24	12/25/24	FHMS K517 A2 DTD 03/01/2024 5.355% 01/01/2029	3137HC2C5		0.00	104,868.75	104,868.75			
12/01/24	12/25/24	FRESB 2023-SB110 A5F DTD 10/01/2023 4.580% 08/01/2028	30333HAA5		0.00	77,996.19	77,996.19			
12/01/24	12/25/24	FHMS KL4F A2AS DTD 01/01/2019 3.683% 10/01/2025	3137FKSQ0		0.00	184,150.00	184,150.00			
12/01/24	12/25/24	FHMS K526 A2 DTD 08/01/2024 4.543% 07/01/2029	3137HDXL9		0.00	33,126.04	33,126.04			
12/01/24	12/25/24	FHMS K509 A2 DTD 10/01/2023 4.850% 09/01/2028	3137HAST4		0.00	303,125.00	303,125.00			
12/01/24	12/25/24	FHMS K513 A2 DTD 01/01/2024 4.724% 12/01/2028	3137HBFY5		0.00	169,276.67	169,276.67			
12/01/24	12/25/24	FRESB 2024-SB116 A5F DTD 10/01/2024 4.550% 09/01/2029	35802BAE1		0.00	189,579.09	189,579.09			
12/01/24	12/25/24	FR WN2398 DTD 07/01/2023 5.030% 02/01/2030	3132XGUY0		0.00	65,624.73	65,624.73			
12/01/24	12/25/24	FHMS K072 A2 DTD 01/01/2018 3.444% 12/01/2027	3137FEBQ2		0.00	37,089.01	37,089.01			
12/01/24	12/25/24	FHMS K510 A2 DTD 11/01/2023 5.069% 10/01/2028	3137HB3D4		0.00	135,173.33	135,173.33			
12/01/24	12/25/24	FHMS K051 A2 DTD 12/01/2015 3.308% 09/01/2025	3137BM7C4		0.00	133,581.06	133,581.06			
12/01/24	12/25/24	FHMS K045 A2 DTD 05/01/2015 3.023% 01/01/2025	3137BHXJ1		0.00	41,097.28	41,097.28			
12/01/24	12/25/24	FHMS K068 A2 DTD 10/01/2017 3.244% 08/01/2027	3137FBBX3		0.00	219,797.22	219,797.22			
12/01/24	12/25/24	FHMS K518 A2 DTD 03/01/2024 5.400% 01/01/2029	3137HC2L5		0.00	175,500.00	175,500.00			
12/01/24	12/25/24	FR WN2458 DTD 10/01/2023 5.060% 06/01/2028	3132XGWU6		0.00	103,949.27	103,949.27			
12/01/24	12/25/24	FR WN2594 DTD 07/01/2024 4.740% 06/01/2029	3132XG3C8		0.00	104,576.25	104,576.25			
12/01/24	12/25/24	FHMS K736 A2 DTD 09/01/2019 2.282% 07/01/2026	3137FNWX4		0.00	28,468.79	28,468.79			

Managed Account Security Transactions & Interest

For the Month Ending **December 31, 2024**

SAN BERNARDINO COUNTY - 76990800

Transaction Type		Security Description	CUSIP	Par	Principal Proceeds	Accrued Interest	Total	Realized G/L Cost	Realized G/L Amort Cost	Sale Method
Trade	Settle									
INTEREST										
12/01/24	12/25/24	FHMS K050 A2 DTD 11/01/2015 3.334% 08/01/2025	3137BLW95		0.00	83,350.00	83,350.00			
12/01/24	12/25/24	FR WN2592 DTD 07/01/2024 4.380% 04/01/2031	3132XG3A2		0.00	183,237.30	183,237.30			
12/01/24	12/25/24	FHMS KJ39 A1 DTD 04/01/2022 2.750% 04/01/2027	3137H73W1		0.00	75,673.99	75,673.99			
12/01/24	12/25/24	FRESB 2024-SB112 A5F DTD 01/01/2024 4.740% 12/01/2028	30334WAA1		0.00	46,535.94	46,535.94			
12/01/24	12/25/24	FHMS K529 A2 DTD 10/01/2024 4.791% 09/01/2029	3137HH6C0		0.00	24,354.25	24,354.25			
12/01/24	12/25/24	FRESB 2023-SB111 A7F DTD 11/01/2023 4.440% 09/01/2030	30334CAB3		0.00	55,500.00	55,500.00			
12/01/24	12/25/24	FHMS K751 A2 DTD 05/01/2023 4.412% 03/01/2030	3137HA4B9		0.00	231,630.00	231,630.00			
12/01/24	12/25/24	FR WN2390 DTD 07/01/2023 4.920% 04/01/2028	3132XGUO7		0.00	211,248.40	211,248.40			
12/01/24	12/25/24	FHMS K053 A2 DTD 03/01/2016 2.995% 12/01/2025	3137BN6G4		0.00	148,002.92	148,002.92			
12/01/24	12/25/24	FHMS K733 A2 DTD 11/01/2018 3.750% 08/01/2025	3137FJXO7		0.00	9,660.19	9,660.19			
12/01/24	12/25/24	FHMS K046 A2 DTD 06/01/2015 3.205% 03/01/2025	3137BJP64		0.00	120,343.04	120,343.04			
12/01/24	12/25/24	FR WN1252 DTD 06/01/2023 4.500% 03/01/2028	3132XFMA3		0.00	36,697.50	36,697.50			
12/01/24	12/25/24	FR WN2514 DTD 01/01/2024 4.450% 11/01/2028	3132XGYL4		0.00	278,125.00	278,125.00			
12/01/24	12/25/24	FRESB 2021-SB82 A5F DTD 01/01/2021 0.670% 11/01/2025	30318CAA5		0.00	2,028.46	2,028.46			
12/01/24	12/25/24	FR WN1245 DTD 06/01/2023 4.350% 03/01/2028	3132XFL30		0.00	90,625.00	90,625.00			
12/01/24	12/25/24	FHMS K739 A2 DTD 11/01/2020 1.336% 09/01/2027	3137F64P9		0.00	13,360.00	13,360.00			
12/01/24	12/25/24	FHMS KL1P A2P DTD 06/01/2017 2.700% 10/01/2025	3137BYLE8		0.00	56,250.00	56,250.00			

Managed Account Security Transactions & Interest

For the Month Ending **December 31, 2024**

SAN BERNARDINO COUNTY - 76990800

Transaction Type		Security Description	CUSIP	Par	Principal Proceeds	Accrued Interest	Total	Realized G/L Cost	Realized G/L Amort Cost	Sale Method
Trade	Settle									
INTEREST										
12/01/24	12/25/24	FRESB 2024-SB114 A5F DTD 06/01/2024 4.990% 03/01/2029	30337MAA0		0.00	61,849.03	61,849.03			
12/01/24	12/25/24	FHMS K507 A2 DTD 09/01/2023 4.800% 09/01/2028	3137HAMS2		0.00	200,000.00	200,000.00			
12/01/24	12/25/24	FHMS K525 A2 DTD 08/01/2024 4.782% 05/01/2029	3137HFEX9		0.00	167,370.00	167,370.00			
12/01/24	12/25/24	FHMS K740 A2 DTD 11/01/2020 1.470% 09/01/2027	3137F72B0		0.00	26,950.00	26,950.00			
12/01/24	12/25/24	FHMS KGX1 AFX DTD 12/01/2017 3.000% 10/01/2027	3137FCKD5		0.00	176,250.00	176,250.00			
12/01/24	12/25/24	FR WN1250 DTD 06/01/2023 4.400% 05/01/2028	3132XFL89		0.00	275,000.00	275,000.00			
12/01/24	12/25/24	FHMS K516 A2 DTD 03/01/2024 5.477% 01/01/2029	3137HBPM0		0.00	159,745.83	159,745.83			
12/01/24	12/25/24	FRESB 2024-SB115 A5F DTD 09/01/2024 4.080% 06/01/2029	35802FAA0		0.00	59,495.57	59,495.57			
12/01/24	12/25/24	FHMS K049 A2 DTD 10/01/2015 3.010% 07/01/2025	3137BLMZ8		0.00	24,724.03	24,724.03			
12/01/24	12/25/24	FHMS KJ21 A2 DTD 09/01/2018 3.700% 09/01/2026	3137FHGE7		0.00	23,889.55	23,889.55			
12/01/24	12/25/24	FR WN1331 DTD 04/01/2024 4.200% 02/01/2031	3132XFPR3		0.00	251,447.00	251,447.00			
12/01/24	12/25/24	FHMS K524 A2 DTD 07/01/2024 4.720% 05/01/2029	3137HDV56		0.00	314,666.67	314,666.67			
12/01/24	12/25/24	FR WN2459 DTD 10/01/2023 5.260% 07/01/2030	3132XGWW4		0.00	205,144.38	205,144.38			
12/01/24	12/25/24	FHMS K512 A2 DTD 12/01/2023 5.000% 11/01/2028	3137HBCF9		0.00	158,333.33	158,333.33			
12/01/24	12/25/24	FHMS K528 A2 DTD 09/01/2024 4.508% 07/01/2029	3137HFNZ4		0.00	32,870.83	32,870.83			
12/01/24	12/25/24	FHMS K102 A2 DTD 12/01/2019 2.537% 10/01/2029	3137FQKC6		0.00	211,416.67	211,416.67			
12/01/24	12/25/24	FR WN1367 DTD 07/01/2024 4.380% 05/01/2031	3132XFOV3		0.00	118,625.00	118,625.00			

Managed Account Security Transactions & Interest

For the Month Ending **December 31, 2024**

SAN BERNARDINO COUNTY - 76990800

Transaction Type		Security Description	CUSIP	Par	Principal Proceeds	Accrued Interest	Total	Realized G/L Cost	Realized G/L Amort Cost	Sale Method
Trade	Settle									
INTEREST										
12/01/24	12/25/24	FHMS K758 A2 DTD 11/01/2024 4.680% 10/01/2031	3137HHJF9		0.00	195,000.00	195,000.00			
12/01/24	12/25/24	FNA 2023-M2 2A2 DTD 02/01/2023 2.914% 09/01/2030	3136BPWB3		0.00	41,281.67	41,281.67			
12/01/24	12/25/24	FHMS K065 A2 DTD 07/01/2017 3.243% 04/01/2027	3137F1G44		0.00	148,637.50	148,637.50			
12/01/24	12/25/24	FRESB 2023-SB111 A5F DTD 11/01/2023 4.710% 09/01/2028	30334CAA5		0.00	97,922.55	97,922.55			
12/01/24	12/25/24	FHMS KJ34 A1 DTD 07/01/2021 0.681% 06/01/2026	3137H1LS3		0.00	628.76	628.76			
12/01/24	12/25/24	FRESB 2023-SB107 A5F DTD 07/01/2023 4.090% 05/01/2028	30332EAA3		0.00	84,941.00	84,941.00			
12/01/24	12/25/24	FNA 2023-M6 A2 DTD 07/01/2023 4.181% 07/01/2028	3136BODE6		0.00	83,235.42	83,235.42			
12/01/24	12/25/24	FHMS K755 A2 DTD 04/01/2024 5.203% 02/01/2031	3137HCH39		0.00	452,856.11	452,856.11			
12/01/24	12/25/24	FR WN2421 DTD 09/01/2023 4.020% 06/01/2030	3132XGVP8		0.00	107,987.25	107,987.25			
12/01/24	12/25/24	FHMS K732 AM DTD 06/01/2018 3.700% 05/01/2025	3137FG7G4		0.00	77,083.33	77,083.33			
12/01/24	12/25/24	FHMS KJ47 A1 DTD 09/01/2023 5.272% 08/01/2028	3137HAMN3		0.00	45,580.01	45,580.01			
12/01/24	12/25/24	FRESB 2022-SB97 A5F DTD 04/01/2022 1.780% 02/01/2027	30311SAA7		0.00	30,984.33	30,984.33			
12/01/24	12/25/24	FHMS K055 A2 DTD 06/01/2016 2.673% 03/01/2026	3137BPW21		0.00	185,156.98	185,156.98			
12/01/24	12/25/24	FHMS K520 A2 DTD 04/01/2024 5.180% 03/01/2029	3137HCKV3		0.00	241,733.33	241,733.33			
12/01/24	12/25/24	FRESB 2024-SB112 A7F DTD 01/01/2024 4.960% 12/01/2030	30334WAC7		0.00	51,608.17	51,608.17			
12/01/24	12/25/24	FR WN2382 DTD 07/01/2023 4.340% 06/01/2028	3132XGUG9		0.00	180,833.33	180,833.33			
12/01/24	12/25/24	FR WN2337 DTD 04/01/2023 4.350% 01/01/2030	3132XGS31		0.00	228,284.38	228,284.38			

Managed Account Security Transactions & Interest

For the Month Ending **December 31, 2024**

SAN BERNARDINO COUNTY - 76990800

Transaction Type		Security Description	CUSIP	Par	Principal Proceeds	Accrued Interest	Total	Realized G/L Cost	Realized G/L Amort Cost	Sale Method
Trade	Settle									
INTEREST										
12/01/24	12/25/24	FHMS K522 A2 DTD 06/01/2024 4.803% 05/01/2029	3137HDJJ0		0.00	400,250.00	400,250.00			
12/01/24	12/25/24	FR WN1255 DTD 07/01/2023 4.670% 04/01/2028	3132XFMD7		0.00	81,725.00	81,725.00			
12/01/24	12/25/24	FHMS K754 A2 DTD 12/01/2023 4.940% 11/01/2030	3137HBC51		0.00	637,980.42	637,980.42			
12/01/24	12/25/24	FHMS K047 A2 DTD 07/01/2015 3.329% 05/01/2025	3137BKRJ1		0.00	203,615.82	203,615.82			
12/01/24	12/25/24	FR WN2392 DTD 07/01/2023 4.050% 04/01/2030	3132XGUS3		0.00	101,901.38	101,901.38			
12/01/24	12/25/24	FHMS K752 A2 DTD 08/01/2023 4.284% 07/01/2030	3137HAGZ3		0.00	89,250.00	89,250.00			
12/01/24	12/25/24	FHMS K514 A2 DTD 02/01/2024 4.572% 12/01/2028	3137HBLV4		0.00	57,150.00	57,150.00			
12/01/24	12/25/24	FR WN2397 DTD 07/01/2023 5.000% 02/01/2030	3132XGUX2		0.00	140,654.17	140,654.17			
12/01/24	12/25/24	FR WN2432 DTD 09/01/2023 5.050% 05/01/2028	3132XGV29		0.00	208,320.92	208,320.92			
12/01/24	12/25/24	FHMS K515 A2 DTD 02/01/2024 5.400% 01/01/2029	3137HBPD0		0.00	225,000.00	225,000.00			
12/01/24	12/25/24	FR WN1268 DTD 10/01/2023 4.620% 06/01/2028	3132XFMS4		0.00	128,505.30	128,505.30			
12/01/24	12/25/24	FR WN1292 DTD 01/01/2024 4.300% 11/01/2028	3132XFJ3		0.00	126,312.50	126,312.50			
12/01/24	12/25/24	FHMS K505 A2 DTD 07/01/2023 4.819% 06/01/2028	3137HACX2		0.00	301,187.50	301,187.50			
12/01/24	12/25/24	FHMS K753 A2 DTD 11/01/2023 4.400% 10/01/2030	3137HB2L7		0.00	300,666.67	300,666.67			
12/01/24	12/25/24	FRESB 2023-SB106 A5F DTD 06/01/2023 3.960% 05/01/2028	35802AAE3		0.00	45,783.77	45,783.77			
12/01/24	12/25/24	FHMS K506 A2 DTD 09/01/2023 4.650% 08/01/2028	3137HAMH6		0.00	193,750.00	193,750.00			
12/01/24	12/25/24	FR WN2404 DTD 07/01/2023 4.320% 04/01/2030	3132XGU61		0.00	110,332.80	110,332.80			

Managed Account Security Transactions & Interest

For the Month Ending **December 31, 2024**

SAN BERNARDINO COUNTY - 76990800

Transaction Type		Security Description	CUSIP	Par	Principal Proceeds	Accrued Interest	Total	Realized G/L Cost	Realized G/L Amort Cost	Sale Method
Trade	Settle									
INTEREST										
12/01/24	12/25/24	FHMS K527 A2 DTD 08/01/2024 4.618% 07/01/2029	3137HFF59		0.00	38,483.33	38,483.33			
12/01/24	12/25/24	FHMS K737 A2 DTD 01/01/2020 2.525% 10/01/2026	3137FOXJ7		0.00	17,359.38	17,359.38			
12/01/24	12/25/24	FRESB 2023-SB109 A5F DTD 09/01/2023 4.390% 08/01/2028	30333MAA4		0.00	91,325.49	91,325.49			
12/01/24	12/25/24	FRESB 2024-SB114 A7F DTD 06/01/2024 5.000% 04/01/2031	30337MAB8		0.00	34,375.00	34,375.00			
12/01/24	12/25/24	FHMS KJ50 A1 DTD 07/01/2024 4.924% 07/01/2029	3137HDV23		0.00	102,217.09	102,217.09			
12/01/24	12/25/24	FHMS K062 A2 DTD 02/01/2017 3.413% 12/01/2026	3137BUX60		0.00	82,104.99	82,104.99			
12/01/24	12/25/24	FRESB 2024-SB117 A5F DTD 11/01/2024 4.911% 10/01/2029	35802CAA7		0.00	204,625.00	204,625.00			
12/01/24	12/25/24	FR WN2389 DTD 07/01/2023 4.650% 05/01/2028	3132XGUP9		0.00	169,918.75	169,918.75			
12/01/24	12/25/24	FHMS K079 A2 DTD 08/01/2018 3.926% 06/01/2028	3137FGZT5		0.00	327,166.67	327,166.67			
12/01/24	12/25/24	FHMS K508 A2 DTD 10/01/2023 4.740% 08/01/2028	3137HAO74		0.00	197,500.00	197,500.00			
12/01/24	12/25/24	FR WN2442 DTD 09/01/2023 4.230% 06/01/2030	3132XGWC6		0.00	210,907.80	210,907.80			
12/01/24	12/25/24	FHMS K530 A2 DTD 11/01/2024 4.792% 09/01/2029	3137HHJL6		0.00	199,666.67	199,666.67			
12/01/24	12/25/24	FRESB 2023-SB105 A5F DTD 05/01/2023 3.740% 04/01/2028	30332AAA1		0.00	103,234.65	103,234.65			
12/01/24	12/25/24	FRESB 2021-SB83 A5F DTD 02/01/2021 0.630% 01/01/2026	30318NAA1		0.00	1,639.65	1,639.65			
12/01/24	12/25/24	FRESB 2023-SB108 A5F DTD 08/01/2023 4.250% 06/01/2028	30333AAA0		0.00	88,083.10	88,083.10			
12/01/24	12/25/24	FR WN2578 DTD 04/01/2024 4.360% 05/01/2028	3132XG2L9		0.00	186,440.87	186,440.87			
12/01/24	12/25/24	FNA 2020-M52 A2 DTD 11/01/2020 1.315% 10/01/2030	3136BCB90		0.00	93,179.13	93,179.13			

Managed Account Security Transactions & Interest

For the Month Ending **December 31, 2024**

SAN BERNARDINO COUNTY - 76990800

Transaction Type		Security Description	CUSIP	Par	Principal Proceeds	Accrued Interest	Total	Realized G/L Cost	Realized G/L Amort Cost	Sale Method
Trade	Settle									
INTEREST										
12/01/24	12/25/24	FHMS K127 A2 DTD 03/01/2021 2.108% 01/01/2031	3137FXZ35		0.00	87,833.33	87,833.33			
12/01/24	12/25/24	FR WN3235 DTD 04/01/2024 3.150% 01/01/2031	3132XHSZ8		0.00	194,924.73	194,924.73			
12/01/24	12/25/24	FHMS K126 A2 DTD 03/01/2021 2.074% 01/01/2031	3137FYV4		0.00	133,945.83	133,945.83			
12/01/24	12/25/24	FHMS K757 A2 DTD 10/01/2024 4.456% 08/01/2031	3137HH5X5		0.00	185,666.67	185,666.67			
12/01/24	12/25/24	FR WN2409 DTD 08/01/2023 4.900% 06/01/2028	3132XGVB9		0.00	173,705.00	173,705.00			
12/01/24	12/25/24	FRESB 2024-SB113 A5F DTD 04/01/2024 5.020% 12/01/2028	30336BAA5		0.00	104,524.53	104,524.53			
12/01/24	12/25/24	FRESB 2022-SB104 A5F DTD 11/01/2022 2.600% 09/01/2027	30329OAA1		0.00	53,645.04	53,645.04			
12/01/24	12/25/24	FHMS K079 AM DTD 08/01/2018 3.930% 06/01/2028	3137FGZU2		0.00	37,171.25	37,171.25			
12/01/24	12/25/24	FR WN2460 DTD 10/01/2023 4.340% 06/01/2030	3132XGWW2		0.00	33,942.42	33,942.42			
12/01/24	12/25/24	FR WN2446 DTD 10/01/2023 4.890% 02/01/2030	3132XGWW7		0.00	161,777.50	161,777.50			
12/01/24	12/25/24	FR WN1286 DTD 12/01/2023 4.800% 11/01/2030	3132XFNC8		0.00	140,000.00	140,000.00			
12/01/24	12/25/24	FHMS K042 A2 DTD 01/01/2015 2.670% 12/01/2024	3137BFXT3		0.00	11,789.66	11,789.66			
12/01/24	12/25/24	FRESB 2022-SB103 A5F DTD 10/01/2022 2.080% 06/01/2027	30329MAA0		0.00	13,416.79	13,416.79			
12/01/24	12/25/24	FNA 2023-M5 2A2 DTD 07/01/2023 4.500% 07/01/2028	3136BQCS6		0.00	37,329.42	37,329.42			
12/01/24	12/25/24	FR WN2595 DTD 07/01/2024 4.550% 06/01/2029	3132XG3D6		0.00	132,518.75	132,518.75			
12/02/24	12/02/24	FEDERAL HOME LOAN BANK DTD 11/15/2024 4.310% 06/02/2025	3130B3RC9		0.00	124,151.94	124,151.94			
12/06/24	12/06/24	FEDERAL HOME LOAN BANK DTD 06/06/2024 5.235% 02/03/2025	3130B1PG6		0.00	3,926,250.00	3,926,250.00			

Managed Account Security Transactions & Interest

For the Month Ending **December 31, 2024**

SAN BERNARDINO COUNTY - 76990800

Transaction Type		Security Description	CUSIP	Par	Principal Proceeds	Accrued Interest	Total	Realized G/L Cost	Realized G/L Amort Cost	Sale Method
Trade	Settle									
INTEREST										
12/06/24	12/06/24	FEDERAL HOME LOAN BANK DTD 06/12/2023 4.625% 06/06/2025	3130AWER7		0.00	948,125.00	948,125.00			
12/06/24	12/06/24	JOHN DEERE CAPITAL CORP DTD 06/08/2023 4.950% 06/06/2025	24422EWW5		0.00	123,750.00	123,750.00			
12/08/24	12/08/24	CCCIT 2023-A1 A1 DTD 12/11/2023 5.230% 12/08/2027	17305EGW9		0.00	235,350.00	235,350.00			
12/08/24	12/08/24	JOHN DEERE CAPITAL CORP DTD 06/08/2023 4.750% 06/08/2026	24422EWX3		0.00	118,750.00	118,750.00			
12/11/24	12/11/24	WELLS FARGO BANK NA (CALLABLE) DTD 12/11/2023 5.254% 12/11/2026	94988J6F9		0.00	1,050,800.00	1,050,800.00			
12/12/24	12/12/24	FEDERAL HOME LOAN BANK DTD 05/10/2019 2.500% 06/12/2026	3130AGFP5		0.00	619,187.50	619,187.50			
12/12/24	12/12/24	CANTOR FITZGERALD & CO DTD 12/05/2024 4.550% 12/12/2024	RPEI4OLS7		0.00	88,472.22	88,472.22			
12/13/24	12/13/24	FEDERAL HOME LOAN BANK DTD 11/06/2014 2.750% 12/13/2024	3130A3GE8		0.00	825,000.00	825,000.00			
12/13/24	12/13/24	MET TOWER GLOBAL FUNDING DTD 06/13/2022 3.700% 06/13/2025	58989V2E3		0.00	647,500.00	647,500.00			
12/15/24	12/15/24	HAROT 2023-2 A3 DTD 05/30/2023 4.930% 11/15/2027	437927AC0		0.00	16,433.33	16,433.33			
12/15/24	12/15/24	TAOT 2023-D A3 DTD 11/14/2023 5.540% 08/15/2028	89239FAD4		0.00	15,004.17	15,004.17			
12/15/24	12/15/24	DCENT 2023-A2 A DTD 06/28/2023 4.930% 06/15/2028	254683CZ6		0.00	102,708.33	102,708.33			
12/15/24	12/15/24	JDOT 2024-B A3 DTD 06/18/2024 5.200% 03/15/2029	47786WAD2		0.00	54,166.67	54,166.67			
12/15/24	12/15/24	JDOT 2023-C A2 DTD 09/19/2023 5.760% 08/17/2026	47787CAB9		0.00	18,107.95	18,107.95			
12/15/24	12/15/24	TAOT 2024-B A2A DTD 04/30/2024 5.410% 03/15/2027	89237NAB3		0.00	50,808.67	50,808.67			
12/15/24	12/15/24	TAOT 2024-B A3 DTD 04/30/2024 5.330% 01/16/2029	89237NAD9		0.00	77,729.17	77,729.17			
12/15/24	12/15/24	HART 2024-B A2A DTD 07/24/2024 5.150% 06/15/2027	44934OAB7		0.00	17,166.67	17,166.67			

Managed Account Security Transactions & Interest

For the Month Ending **December 31, 2024**

SAN BERNARDINO COUNTY - 76990800

Transaction Type		Security Description	CUSIP	Par	Principal Proceeds	Accrued Interest	Total	Realized G/L Cost	Realized G/L Amort Cost	Sale Method
Trade	Settle									
INTEREST										
12/15/24	12/15/24	COMET 2023-A1 A DTD 05/24/2023 4.420% 05/15/2028	14041NGD7		0.00	184,166.67	184,166.67			
12/15/24	12/15/24	MBART 2024-1 A2A DTD 01/24/2024 5.060% 05/17/2027	587918AB9		0.00	138,026.10	138,026.10			
12/15/24	12/15/24	US TREASURY N/B DTD 06/15/2022 2.875% 06/15/2025	91282CEU1		0.00	718,750.00	718,750.00			
12/15/24	12/15/24	JDOT 2022-B A3 DTD 07/20/2022 3.740% 02/16/2027	47800AAC4		0.00	17,390.14	17,390.14			
12/15/24	12/15/24	TAOT 2023-A A3 DTD 01/30/2023 4.630% 09/15/2027	891940AC2		0.00	50,158.33	50,158.33			
12/15/24	12/15/24	TAOT 2023-A A2 DTD 01/30/2023 5.050% 01/15/2026	891940AB4		0.00	247.52	247.52			
12/15/24	12/15/24	MBALT 2023-A A2 DTD 05/24/2023 5.240% 11/17/2025	58768RAB6		0.00	2,361.88	2,361.88			
12/15/24	12/15/24	JDOT 2023-C A3 DTD 09/19/2023 5.480% 05/15/2028	47787CAC7		0.00	30,825.00	30,825.00			
12/15/24	12/15/24	JDOT 2023-A A2 DTD 03/02/2023 5.280% 03/16/2026	47800CAB2		0.00	11,022.99	11,022.99			
12/15/24	12/15/24	TAOT 2024-A A3 DTD 01/30/2024 4.830% 10/16/2028	89238DAD0		0.00	48,300.00	48,300.00			
12/15/24	12/15/24	JDOT 2024-A A3 DTD 03/19/2024 4.960% 11/15/2028	47800RAD5		0.00	11,160.00	11,160.00			
12/15/24	12/15/24	HART 2024-A A2A DTD 03/20/2024 5.290% 04/15/2027	448973AB3		0.00	21,554.02	21,554.02			
12/15/24	12/15/24	FORDO 2024-D A2A DTD 11/22/2024 4.590% 10/15/2027	34535VAB0		0.00	14,662.50	14,662.50			
12/15/24	12/15/24	HART 2021-C A3 DTD 11/17/2021 0.740% 05/15/2026	44935FAD6		0.00	498.31	498.31			
12/15/24	12/15/24	MBALT 2024-A A3 DTD 05/23/2024 5.320% 01/18/2028	58770JAD6		0.00	17,733.33	17,733.33			
12/15/24	12/15/24	JDOT 2022-A A3 DTD 03/16/2022 2.320% 09/15/2026	47787JAC2		0.00	5,145.46	5,145.46			
12/15/24	12/15/24	TAOT 2023-C A2A DTD 08/15/2023 5.600% 08/17/2026	89231FAB6		0.00	5,382.00	5,382.00			

Managed Account Security Transactions & Interest

For the Month Ending **December 31, 2024**

SAN BERNARDINO COUNTY - 76990800

Transaction Type		Security Description	CUSIP	Par	Principal Proceeds	Accrued Interest	Total	Realized G/L Cost	Realized G/L Amort Cost	Sale Method
Trade	Settle									
INTEREST										
12/15/24	12/15/24	MBART 2023-2 A2 DTD 10/25/2023 5.920% 11/16/2026	58769FAB1		0.00	10,499.47	10,499.47			
12/15/24	12/15/24	HAROT 2024-1 A3 DTD 02/21/2024 5.210% 08/15/2028	437918AC9		0.00	71,637.50	71,637.50			
12/15/24	12/15/24	HART 2023-A A3 DTD 04/12/2023 4.580% 04/15/2027	448979AD6		0.00	53,433.33	53,433.33			
12/15/24	12/15/24	TAOT 2023-C A3 DTD 08/15/2023 5.160% 04/17/2028	89231FAD2		0.00	8,600.00	8,600.00			
12/15/24	12/15/24	AMXCA 2022-2 A DTD 05/24/2022 3.390% 05/15/2027	02582JJT8		0.00	56,500.00	56,500.00			
12/15/24	12/15/24	MBART 2021-1 A3 DTD 09/22/2021 0.460% 06/15/2026	58772WAC7		0.00	1,137.93	1,137.93			
12/15/24	12/15/24	TAOT 2023-B A2A DTD 05/23/2023 5.280% 05/15/2026	891941AB2		0.00	6,552.49	6,552.49			
12/15/24	12/15/24	JDOT 2023-A A3 DTD 03/02/2023 5.010% 11/15/2027	47800CAC0		0.00	91,850.00	91,850.00			
12/15/24	12/15/24	FORDO 2023-C A2A DTD 11/21/2023 5.680% 09/15/2026	344940AB7		0.00	10,977.55	10,977.55			
12/15/24	12/15/24	JDOT 2021-B A3 DTD 07/21/2021 0.520% 03/16/2026	47789OAC4		0.00	889.10	889.10			
12/15/24	12/15/24	HART 2022-B A3 DTD 07/20/2022 3.720% 11/16/2026	44918MAD2		0.00	18,993.30	18,993.30			
12/15/24	12/15/24	HAROT 2024-4 A2 DTD 10/24/2024 4.560% 03/15/2027	43816DAB1		0.00	26,600.00	26,600.00			
12/15/24	12/15/24	HART 2022-C A3 DTD 11/09/2022 5.390% 06/15/2027	44933DAD3		0.00	183,506.80	183,506.80			
12/15/24	12/15/24	TAOT 2021-C A3 DTD 09/27/2021 0.430% 01/15/2026	89239BAC5		0.00	455.99	455.99			
12/15/24	12/15/24	HAROT 2024-1 A2 DTD 02/21/2024 5.360% 09/15/2026	437918AB1		0.00	89,337.56	89,337.56			
12/15/24	12/15/24	HART 2023-C A2A DTD 11/13/2023 5.800% 01/15/2027	44918CAB8		0.00	17,450.78	17,450.78			
12/15/24	12/15/24	HART 2023-B A3 DTD 07/19/2023 5.480% 04/17/2028	44933XAD9		0.00	22,833.33	22,833.33			

Managed Account Security Transactions & Interest

For the Month Ending **December 31, 2024**

SAN BERNARDINO COUNTY - 76990800

Transaction Type		Security Description	CUSIP	Par	Principal Proceeds	Accrued Interest	Total	Realized G/L Cost	Realized G/L Amort Cost	Sale Method
Trade	Settle									
INTEREST										
12/15/24	12/15/24	AMXCA 2023-1 A DTD 06/14/2023 4.870% 05/15/2028	02582JJZ4		0.00	56,816.67	56,816.67			
12/15/24	12/15/24	FORDO 2024-B A3 DTD 06/24/2024 5.100% 04/15/2029	34531OAD1		0.00	30,812.50	30,812.50			
12/15/24	12/15/24	TAOT 2024-C A3 DTD 07/30/2024 4.880% 03/15/2029	89237OAD2		0.00	26,433.33	26,433.33			
12/15/24	12/15/24	TAOT 2024-D A2A DTD 10/17/2024 4.550% 08/16/2027	89239TAB8		0.00	11,754.17	11,754.17			
12/15/24	12/15/24	AMXCA 2022-4 A DTD 11/03/2022 4.950% 10/15/2027	02582JX9		0.00	136,125.00	136,125.00			
12/15/24	12/15/24	JDOT 2024-C A2A DTD 09/17/2024 4.360% 08/16/2027	477911AB7		0.00	11,808.33	11,808.33			
12/15/24	12/15/24	CHAIT 2024-A1 A DTD 01/31/2024 4.600% 01/16/2029	161571HV9		0.00	249,166.67	249,166.67			
12/15/24	12/15/24	FORDO 2024-A A2A DTD 03/19/2024 5.320% 01/15/2027	34535EAB8		0.00	44,020.41	44,020.41			
12/15/24	12/15/24	JDOT 2024-A A2A DTD 03/19/2024 5.190% 02/16/2027	47800RAB9		0.00	14,247.44	14,247.44			
12/15/24	12/15/24	HART 2023-B A2A DTD 07/19/2023 5.770% 05/15/2026	44933XAB3		0.00	7,567.83	7,567.83			
12/15/24	12/15/24	HART 2023-C A3 DTD 11/13/2023 5.540% 10/16/2028	44918CAD4		0.00	12,695.83	12,695.83			
12/15/24	12/15/24	FORDO 2024-C A2A DTD 09/20/2024 4.320% 08/15/2027	34532UAB5		0.00	12,600.00	12,600.00			
12/15/24	12/15/24	JDOT 2024-B A2A DTD 06/18/2024 5.420% 05/17/2027	47786WAB6		0.00	94,850.00	94,850.00			
12/15/24	12/15/24	TAOT 2021-D A3 DTD 11/15/2021 0.710% 04/15/2026	89238JAC9		0.00	856.15	856.15			
12/15/24	12/15/24	HART 2023-A A2A DTD 04/12/2023 5.190% 12/15/2025	448979AB0		0.00	605.61	605.61			
12/15/24	12/15/24	HART 2024-B A3 DTD 07/24/2024 4.840% 03/15/2029	44934QAD3		0.00	15,326.67	15,326.67			
12/15/24	12/15/24	TAOT 2022-A A3 DTD 01/31/2022 1.230% 06/15/2026	89239KAC5		0.00	1,188.03	1,188.03			

Managed Account Security Transactions & Interest

For the Month Ending **December 31, 2024**

SAN BERNARDINO COUNTY - 76990800

Transaction Type		Security Description	CUSIP	Par	Principal Proceeds	Accrued Interest	Total	Realized G/L Cost	Realized G/L Amort Cost	Sale Method
Trade	Settle									
INTEREST										
12/15/24	12/15/24	HART 2024-A A3 DTD 03/20/2024 4.990% 02/15/2029	448973AD9		0.00	16,633.33	16,633.33			
12/15/24	12/15/24	TAOT 2022-B A3 DTD 04/13/2022 2.930% 09/15/2026	89238FAD5		0.00	13,164.82	13,164.82			
12/15/24	12/15/24	TAOT 2022-D A3 DTD 11/08/2022 5.300% 09/15/2027	89239HAD0		0.00	308,732.33	308,732.33			
12/15/24	12/15/24	TAOT 2024-A A2A DTD 01/30/2024 5.130% 12/15/2026	89238DAB4		0.00	62,429.05	62,429.05			
12/15/24	12/15/24	TAOT 2023-D A2A DTD 11/14/2023 5.800% 11/16/2026	89239FAB8		0.00	19,698.89	19,698.89			
12/15/24	12/15/24	FORDO 2024-B A2A DTD 06/24/2024 5.400% 04/15/2027	34531QAB5		0.00	33,750.00	33,750.00			
12/15/24	12/15/24	HAROT 2023-2 A2 DTD 05/30/2023 5.410% 04/15/2026	437927AB2		0.00	7,628.97	7,628.97			
12/15/24	12/15/24	JDOT 2022-C A3 DTD 10/19/2022 5.090% 06/15/2027	47800BAC2		0.00	98,406.83	98,406.83			
12/15/24	12/15/24	JDOT 2023-B A2 DTD 06/28/2023 5.590% 06/15/2026	477920AB8		0.00	7,506.44	7,506.44			
12/15/24	12/15/24	MBART 2023-1 A3 DTD 01/25/2023 4.510% 11/15/2027	58770AAC7		0.00	21,678.00	21,678.00			
12/15/24	12/15/24	DCENT 2023-A1 A DTD 04/11/2023 4.310% 03/15/2028	254683CY9		0.00	161,625.00	161,625.00			
12/15/24	12/15/24	MBALT 2024-A A2A DTD 05/23/2024 5.440% 02/16/2027	58770JAB0		0.00	31,733.33	31,733.33			
12/15/24	12/15/24	MBART 2022-1 A3 DTD 11/22/2022 5.210% 08/16/2027	58768PAC8		0.00	66,525.59	66,525.59			
12/15/24	12/15/24	MBALT 2024-B A2A DTD 09/25/2024 4.570% 12/15/2026	58769GAB9		0.00	9,520.83	9,520.83			
12/15/24	12/15/24	MBALT 2023-A A3 DTD 05/24/2023 4.740% 01/15/2027	58768RAC4		0.00	79,000.00	79,000.00			
12/15/24	12/15/24	HART 2024-C A2A DTD 10/16/2024 4.530% 09/15/2027	448976AB6		0.00	13,212.50	13,212.50			
12/15/24	12/15/24	JDOT 2023-B A3 DTD 06/28/2023 5.180% 03/15/2028	477920AC6		0.00	17,266.67	17,266.67			

Managed Account Security Transactions & Interest

For the Month Ending **December 31, 2024**

SAN BERNARDINO COUNTY - 76990800

Transaction Type		Security Description	CUSIP	Par	Principal Proceeds	Accrued Interest	Total	Realized G/L Cost	Realized G/L Amort Cost	Sale Method
Trade	Settle									
INTEREST										
12/15/24	12/15/24	TAOT 2024-C A2A DTD 07/30/2024 5.160% 05/17/2027	89237QAB6		0.00	24,725.00	24,725.00			
12/15/24	12/15/24	TAOT 2023-B A3 DTD 05/23/2023 4.710% 02/15/2028	891941AD8		0.00	49,062.50	49,062.50			
12/16/24	12/16/24	GMCAR 2024-3 A2A DTD 07/10/2024 5.350% 06/16/2027	38013KAB6		0.00	35,666.67	35,666.67			
12/16/24	12/16/24	GMCAR 2024-2 A2A DTD 04/10/2024 5.330% 03/16/2027	379931AB4		0.00	23,407.33	23,407.33			
12/16/24	12/16/24	GMCAR 2024-4 A2A DTD 10/16/2024 4.530% 10/18/2027	38014AAB7		0.00	9,437.50	9,437.50			
12/16/24	12/16/24	GMCAR 2023-3 A3 DTD 07/19/2023 5.450% 06/16/2028	36267KAD9		0.00	22,708.33	22,708.33			
12/16/24	12/16/24	GMCAR 2023-4 A2A DTD 10/11/2023 5.890% 11/16/2026	379930AB6		0.00	13,698.49	13,698.49			
12/16/24	12/16/24	GMCAR 2024-3 A3 DTD 07/10/2024 5.130% 04/16/2029	38013KAD2		0.00	34,200.00	34,200.00			
12/16/24	12/16/24	GMCAR 2024-1 A2A DTD 01/17/2024 5.120% 02/16/2027	36268GAB1		0.00	23,763.63	23,763.63			
12/16/24	12/16/24	GMCAR 2023-3 A2A DTD 07/19/2023 5.740% 09/16/2026	36267KAB3		0.00	3,372.60	3,372.60			
12/16/24	12/16/24	GMCAR 2024-1 A3 DTD 01/17/2024 4.850% 12/18/2028	36268GAD7		0.00	12,125.00	12,125.00			
12/17/24	12/17/24	FANNIE MAE DTD 06/19/2020 0.500% 06/17/2025	3135G04Z3		0.00	125,000.00	125,000.00			
12/18/24	12/18/24	HAROT 2023-3 A2 DTD 08/22/2023 5.710% 03/18/2026	43815OAB3		0.00	11,842.94	11,842.94			
12/18/24	12/18/24	FANNIE MAE (CALLABLE) DTD 12/18/2020 0.875% 12/18/2026	3135G06L2		0.00	194,687.50	194,687.50			
12/18/24	12/18/24	HAROT 2024-2 A3 DTD 05/21/2024 5.270% 11/20/2028	437930AC4		0.00	52,700.00	52,700.00			
12/18/24	12/18/24	HAROT 2023-3 A3 DTD 08/22/2023 5.410% 02/18/2028	43815OAC1		0.00	29,304.17	29,304.17			
12/18/24	12/18/24	HAROT 2024-2 A2 DTD 05/21/2024 5.480% 11/18/2026	437930AB6		0.00	52,516.67	52,516.67			

Managed Account Security Transactions & Interest

For the Month Ending **December 31, 2024**

SAN BERNARDINO COUNTY - 76990800

Transaction Type		Security Description	CUSIP	Par	Principal Proceeds	Accrued Interest	Total	Realized G/L Cost	Realized G/L Amort Cost	Sale Method
Trade	Settle									
INTEREST										
12/19/24	12/19/24	CANTOR FITZGERALD & CO DTD 12/12/2024 4.550% 12/19/2024	RPEK4OXN5		0.00	88,472.22	88,472.22			
12/20/24	12/20/24	VZMT 2023-2 A DTD 04/25/2023 4.890% 04/13/2028	92348KBL6		0.00	142,625.00	142,625.00			
12/20/24	12/20/24	TLOT 2023-A A3 DTD 04/18/2023 4.930% 04/20/2026	89239MAC1		0.00	48,241.33	48,241.33			
12/20/24	12/20/24	TLOT 2024-B A2A DTD 09/17/2024 4.310% 02/22/2027	891943AB8		0.00	14,366.67	14,366.67			
12/20/24	12/20/24	TLOT 2024-A A3 DTD 02/27/2024 5.250% 04/20/2027	89238GAD3		0.00	15,312.50	15,312.50			
12/20/24	12/20/24	FEDERAL HOME LOAN BANK DTD 12/22/2021 1.000% 12/20/2024	3130AQF40		0.00	250,000.00	250,000.00			
12/20/24	12/20/24	TLOT 2024-A A2A DTD 02/27/2024 5.330% 07/20/2026	89238GAB7		0.00	7,631.88	7,631.88			
12/20/24	12/20/24	VZMT 2024-1 A1A DTD 01/18/2024 5.000% 12/20/2028	92348KCL5		0.00	70,833.33	70,833.33			
12/21/24	12/21/24	HAROT 2021-4 A3 DTD 11/24/2021 0.880% 01/21/2026	43815GAC3		0.00	1,100.60	1,100.60			
12/21/24	12/21/24	HAROT 2023-1 A2 DTD 02/24/2023 5.220% 10/21/2025	43815JAB9		0.00	486.60	486.60			
12/21/24	12/21/24	HAROT 2023-1 A3 DTD 02/24/2023 5.040% 04/21/2027	43815JAC7		0.00	27,300.00	27,300.00			
12/21/24	12/21/24	FEDERAL HOME LOAN BANK DTD 12/22/2021 1.250% 12/21/2026	3130AOF65		0.00	312,500.00	312,500.00			
12/21/24	12/21/24	HAROT 2024-3 A2 DTD 08/21/2024 4.890% 02/22/2027	43813YAB8		0.00	29,543.75	29,543.75			
12/21/24	12/21/24	HAROT 2023-4 A2 DTD 11/08/2023 5.870% 06/22/2026	438123AB7		0.00	17,019.91	17,019.91			
12/21/24	12/21/24	HAROT 2023-4 A3 DTD 11/08/2023 5.670% 06/21/2028	438123AC5		0.00	10,631.25	10,631.25			
12/25/24	12/25/24	BMWLT 2024-1 A3 DTD 02/14/2024 4.980% 03/25/2027	05611UAD5		0.00	66,400.00	66,400.00			
12/25/24	12/25/24	BMWLT 2024-1 A2A DTD 02/14/2024 5.100% 07/27/2026	05611UAB9		0.00	19,466.71	19,466.71			

Managed Account Security Transactions & Interest

For the Month Ending **December 31, 2024**

SAN BERNARDINO COUNTY - 76990800

Transaction Type		Security Description	CUSIP	Par	Principal Proceeds	Accrued Interest	Total	Realized G/L Cost	Realized G/L Amort Cost	Sale Method
Trade	Settle									
INTEREST										
12/25/24	12/25/24	BMWLT 2023-2 A2 DTD 10/11/2023 5.950% 08/25/2025	055979AB4		0.00	808.53	808.53			
12/25/24	12/25/24	BMWOT 2024-A A2A DTD 06/11/2024 5.420% 02/25/2027	096919AB1		0.00	54,200.00	54,200.00			
12/25/24	12/25/24	BMWOT 2023-A A3 DTD 07/18/2023 5.470% 02/25/2028	05592XAD2		0.00	13,675.00	13,675.00			
12/25/24	12/25/24	BMWOT 2022-A A3 DTD 05/18/2022 3.210% 08/25/2026	05602RAD3		0.00	13,956.36	13,956.36			
12/25/24	12/25/24	BMWOT 2023-A A2A DTD 07/18/2023 5.720% 04/27/2026	05592XAB6		0.00	3,187.83	3,187.83			
12/25/24	12/25/24	BMWLT 2023-1 A3 DTD 02/15/2023 5.160% 11/25/2025	05593AAC3		0.00	9,624.64	9,624.64			
12/25/24	12/25/24	BMWOT 2024-A A3 DTD 06/11/2024 5.180% 02/26/2029	096919AD7		0.00	47,483.33	47,483.33			
12/25/24	12/25/24	BMWLT 2023-2 A3 DTD 10/11/2023 5.990% 09/25/2026	055979AC2		0.00	14,975.00	14,975.00			
12/25/24	12/25/24	BMWLT 2024-2 A2A DTD 10/07/2024 4.290% 01/25/2027	05613MAB5		0.00	28,600.00	28,600.00			
12/26/24	12/26/24	CANTOR FITZGERALD & CO DTD 12/19/2024 4.260% 12/26/2024	RPEO245Y0		0.00	82,833.33	82,833.33			
12/29/24	12/29/24	FEDERAL HOME LOAN BANK (CALLABLE) DTD 09/29/2021 0.900% 06/29/2026	3130ANXZ8		0.00	225,000.00	225,000.00			
12/30/24	12/30/24	FEDERAL HOME LOAN BANK DTD 07/14/2023 4.000% 06/30/2028	3130AWN63		0.00	300,000.00	300,000.00			
12/31/24	12/31/24	US TREASURY N/B DTD 07/01/2019 1.875% 06/30/2026	9128287B0		0.00	937,500.00	937,500.00			
12/31/24	12/31/24	CALIFORNIA ASSET MGMT DTD 01/01/2010 0.000% --	CAMPFM025		0.00	2,466,595.45	2,466,595.45			
12/31/24	12/31/24	FIDELITY INV MMKT GOVT-INST DTD 08/09/2017 0.000% --	31607A703		0.00	65,218.82	65,218.82			
12/31/24	12/31/24	US TREASURY N/B DTD 06/30/2020 0.500% 06/30/2027	912828ZV5		0.00	375,000.00	375,000.00			

Managed Account Security Transactions & Interest

For the Month Ending **December 31, 2024**

SAN BERNARDINO COUNTY - 76990800

Transaction Type		Security Description	CUSIP	Par	Principal Proceeds	Accrued Interest	Total	Realized G/L Cost	Realized G/L Amort Cost	Sale Method
Trade	Settle									
INTEREST										
12/31/24	12/31/24	NRTHRN INST US GOVT SEL-SHR DTD 01/01/2010 0.000% --	665278701		0.00	3,769.96	3,769.96			
12/31/24	12/31/24	US TREASURY N/B DTD 06/30/2021 0.875% 06/30/2026	91282CCJ8		0.00	875,000.00	875,000.00			
12/31/24	12/31/24	INVESTMENT TRUST OF CA DTD 01/01/2010 0.000% --	CALTRUST3		0.00	39,595.03	39,595.03			
12/31/24	12/31/24	TOYOTA MOTOR CREDIT CORP DTD 06/30/2022 3.950% 06/30/2025	89236TKC8		0.00	296,250.00	296,250.00			
12/31/24	12/31/24	US TREASURY N/B DTD 06/30/2022 3.250% 06/30/2027	91282CEW7		0.00	4,062,500.00	4,062,500.00			
12/31/24	12/31/24	US TREASURY N/B DTD 06/30/2022 3.250% 06/30/2029	91282CEV9		0.00	812,500.00	812,500.00			
12/31/24	12/31/24	FEDERAL HOME LOAN BANK (CALLABLE) DTD 12/30/2020 0.600% 12/30/2026	3130AKK88		0.00	119,415.00	119,415.00			
12/31/24	12/31/24	US TREASURY N/B DTD 06/30/2020 0.250% 06/30/2025	912828ZW3		0.00	375,000.00	375,000.00			
12/31/24	12/31/24	FH GOVERNMENT OBLIGATION-PRE DTD 01/01/2010 0.000% --	608919718		0.00	78,365.97	78,365.97			
12/31/24	12/31/24	MSILF GOVERNMENT-INST DTD 01/01/2010 0.000% --	61747C707		0.00	3,043,501.96	3,043,501.96			
Transaction Type Sub-Total					0.00	45,719,938.47	45,719,938.47			

MATURITY										
12/02/24	12/02/24	CHARIOT FUNDING LLC DTD 10/30/2024 0.000% 12/02/2024	15963TM22	50,000,000.00	50,000,000.00	0.00	50,000,000.00	211,111.00	0.00	
12/05/24	12/05/24	CANTOR FITZGERALD & CO DTD 11/21/2024 4.550% 12/05/2024	RPEI4RON3	100,000,000.00	100,000,000.00	0.00	100,000,000.00	0.00	0.00	
12/12/24	12/12/24	CANTOR FITZGERALD & CO DTD 12/05/2024 4.550% 12/12/2024	RPEI4OLS7	100,000,000.00	100,000,000.00	0.00	100,000,000.00	0.00	0.00	
12/13/24	12/13/24	FEDERAL HOME LOAN BANK DTD 11/06/2014 2.750% 12/13/2024	3130A3GE8	25,000,000.00	25,000,000.00	0.00	25,000,000.00	(1,287,500.00)	0.00	
12/13/24	12/13/24	FEDERAL HOME LOAN BANK DTD 11/06/2014 2.750% 12/13/2024	3130A3GE8	10,000,000.00	10,000,000.00	0.00	10,000,000.00	(515,630.00)	0.00	

Managed Account Security Transactions & Interest

For the Month Ending **December 31, 2024**

SAN BERNARDINO COUNTY - 76990800

Transaction Type		Security Description	CUSIP	Par	Principal Proceeds	Accrued Interest	Total	Realized G/L Cost	Realized G/L Amort Cost	Sale Method
Trade	Settle									
MATURITY										
12/13/24	12/13/24	FEDERAL HOME LOAN BANK DTD 11/06/2014 2.750% 12/13/2024	3130A3GE8	25,000,000.00	25,000,000.00	0.00	25,000,000.00	(1,384,500.00)	0.00	
12/19/24	12/19/24	TREASURY BILL DTD 06/20/2024 0.000% 12/19/2024	912797LO8	100,000,000.00	100,000,000.00	0.00	100,000,000.00	201,222.22	0.00	
12/19/24	12/19/24	CANTOR FITZGERALD & CO DTD 12/12/2024 4.550% 12/19/2024	RPEK4OXN5	100,000,000.00	100,000,000.00	0.00	100,000,000.00	0.00	0.00	
12/19/24	12/19/24	TREASURY BILL DTD 06/20/2024 0.000% 12/19/2024	912797LO8	100,000,000.00	100,000,000.00	0.00	100,000,000.00	644,937.50	0.00	
12/20/24	12/20/24	FEDERAL HOME LOAN BANK DTD 12/22/2021 1.000% 12/20/2024	3130AOF40	25,000,000.00	25,000,000.00	0.00	25,000,000.00	1,335,000.00	0.00	
12/20/24	12/20/24	FEDERAL HOME LOAN BANK DTD 12/22/2021 1.000% 12/20/2024	3130AQF40	25,000,000.00	25,000,000.00	0.00	25,000,000.00	1,358,500.00	0.00	
12/26/24	12/26/24	CANTOR FITZGERALD & CO DTD 12/19/2024 4.260% 12/26/2024	RPEO245Y0	100,000,000.00	100,000,000.00	0.00	100,000,000.00	0.00	0.00	
Transaction Type Sub-Total				760,000,000.00	760,000,000.00	0.00	760,000,000.00	563,140.72	0.00	
PAYDOWNS										
12/01/24	12/25/24	FHMS K055 A2 DTD 06/01/2016 2.673% 03/01/2026	3137BPW21	198,139.66	198,139.66	0.00	198,139.66	5,363.70	1,887.45	
12/01/24	12/25/24	FRESB 2024-SB115 A5F DTD 09/01/2024 4.080% 06/01/2029	35802FAA0	721.32	721.32	0.00	721.32	(3.43)	(3.30)	
12/01/24	12/25/24	FRESB 2024-SB112 A5F DTD 01/01/2024 4.740% 12/01/2028	30334WAA1	6,748.49	6,748.49	0.00	6,748.49	(6.70)	(5.78)	
12/01/24	12/25/24	FHMS K049 A2 DTD 10/01/2015 3.010% 07/01/2025	3137BLMZ8	20,914.90	20,914.90	0.00	20,914.90	(50.65)	(10.19)	
12/01/24	12/25/24	FHMS KJ34 A1 DTD 07/01/2021 0.681% 06/01/2026	3137H1LS3	19,506.90	19,506.90	0.00	19,506.90	0.23	0.07	
12/01/24	12/25/24	FRESB 2021-SB83 A5F DTD 02/01/2021 0.630% 01/01/2026	30318NAA1	5,978.58	5,978.58	0.00	5,978.58	(28.07)	(6.54)	
12/01/24	12/25/24	FHMS K736 A2 DTD 09/01/2019 2.282% 07/01/2026	3137FNWX4	21,829.20	21,829.20	0.00	21,829.20	(813.48)	(290.74)	
12/01/24	12/25/24	FRESB 2023-SB106 A5F DTD 06/01/2023 3.960% 05/01/2028	35802AAE3	14,735.84	14,735.84	0.00	14,735.84	434.85	308.78	

Managed Account Security Transactions & Interest

For the Month Ending **December 31, 2024**

SAN BERNARDINO COUNTY - 76990800

Transaction Type		Security Description	CUSIP	Par	Principal Proceeds	Accrued Interest	Total	Realized G/L Cost	Realized G/L Amort Cost	Sale Method
Trade	Settle									
PAYDOWNS										
12/01/24	12/25/24	FRESB 2021-SB82 A5F DTD 01/01/2021 0.670% 11/01/2025	30318CAA5	4,331.10	4,331.10	0.00	4,331.10	(21.24)	(4.31)	
12/01/24	12/25/24	FRESB 2023-SB107 A5F DTD 07/01/2023 4.090% 05/01/2028	30332EAA3	8,427.40	8,427.40	0.00	8,427.40	183.22	131.66	
12/01/24	12/25/24	FHMS KJ39 A1 DTD 04/01/2022 2.750% 04/01/2027	3137H73W1	82,909.65	82,909.65	0.00	82,909.65	13.68	6.55	
12/01/24	12/25/24	FRESB 2022-SB97 A5F DTD 04/01/2022 1.780% 02/01/2027	30311SAA7	33,981.89	33,981.89	0.00	33,981.89	1,346.77	621.23	
12/01/24	12/25/24	FHMS K051 A2 DTD 12/01/2015 3.308% 09/01/2025	3137BM7C4	106,368.51	106,368.51	0.00	106,368.51	(922.41)	(224.86)	
12/01/24	12/25/24	FHMS K045 A2 DTD 05/01/2015 3.023% 01/01/2025	3137BHXJ1	4,392,201.25	4,392,201.25	0.00	4,392,201.25	(433,215.16)	(15,827.89)	
12/01/24	12/25/24	FRESB 2023-SB109 A5F DTD 09/01/2023 4.390% 08/01/2028	30333MAA4	4,740.94	4,740.94	0.00	4,740.94	129.18	100.88	
12/01/24	12/25/24	FRESB 2022-SB103 A5F DTD 10/01/2022 2.080% 06/01/2027	30329MAA0	11,425.47	11,425.47	0.00	11,425.47	1,189.54	655.42	
12/01/24	12/25/24	FHMS KJ21 A2 DTD 09/01/2018 3.700% 09/01/2026	3137FHGE7	181,246.56	181,246.56	0.00	181,246.56	3,653.25	1,745.24	
12/01/24	12/25/24	FHMS KJ47 A1 DTD 09/01/2023 5.272% 08/01/2028	3137HAMN3	28,125.56	28,125.56	0.00	28,125.56	0.14	0.09	
12/01/24	12/25/24	FRESB 2023-SB111 A5F DTD 11/01/2023 4.710% 09/01/2028	30334CAA5	15,795.69	15,795.69	0.00	15,795.69	353.65	285.46	
12/01/24	12/25/24	FNA 2023-M5 2A2 DTD 07/01/2023 4.500% 07/01/2028	3136BOCS6	1,138,310.31	1,138,310.31	0.00	1,138,310.31	2,667.92	1,954.10	
12/01/24	12/25/24	FNA 2023-M6 A2 DTD 07/01/2023 4.181% 07/01/2028	3136BODE6	152.75	152.75	0.00	152.75	2.68	1.96	
12/01/24	12/25/24	FRESB 2023-SB108 A5F DTD 08/01/2023 4.250% 06/01/2028	30333AAA0	14,318.28	14,318.28	0.00	14,318.28	308.59	226.67	
12/01/24	12/25/24	FRESB 2024-SB113 A5F DTD 04/01/2024 5.020% 12/01/2028	30336BAA5	16,215.05	16,215.05	0.00	16,215.05	135.72	135.72	
12/01/24	12/25/24	FRESB 2024-SB112 A7F DTD 01/01/2024 4.960% 12/01/2030	30334WAC7	1,780.76	1,780.76	0.00	1,780.76	(8.80)	(7.98)	
12/01/24	12/25/24	FRESB 2024-SB116 A5F DTD 10/01/2024 4.550% 09/01/2029	35802BAE1	1,399.51	1,399.51	0.00	1,399.51	(6.57)	(6.45)	

Managed Account Security Transactions & Interest

For the Month Ending **December 31, 2024**

SAN BERNARDINO COUNTY - 76990800

Transaction Type		Security Description	CUSIP	Par	Principal Proceeds	Accrued Interest	Total	Realized G/L Cost	Realized G/L Amort Cost	Sale Method
Trade	Settle									
PAYDOWNS										
12/01/24	12/25/24	FHMS K046 A2 DTD 06/01/2015 3.205% 03/01/2025	3137BJP64	532,784.01	532,784.01	0.00	532,784.01	17,336.30	2,243.29	
12/01/24	12/25/24	FR WN3235 DTD 04/01/2024 3.150% 01/01/2031	3132XHSZ8	112,748.25	112,748.25	0.00	112,748.25	9,856.66	9,060.68	
12/01/24	12/25/24	FRESB 2024-SB117 A5F DTD 11/01/2024 4.911% 10/01/2029	35802CAA7	4,465.40	4,465.40	0.00	4,465.40	(22.28)	(22.18)	
12/01/24	12/25/24	FRESB 2023-SB110 A5F DTD 10/01/2023 4.580% 08/01/2028	30333HAA5	14,758.69	14,758.69	0.00	14,758.69	580.96	469.74	
12/01/24	12/25/24	FHMS K047 A2 DTD 07/01/2015 3.329% 05/01/2025	3137BKRJ1	3,579,157.50	3,579,157.50	0.00	3,579,157.50	(33,834.22)	(5,481.52)	
12/01/24	12/25/24	FHMS K733 A2 DTD 11/01/2018 3.750% 08/01/2025	3137FJXQ7	1,513.85	1,513.85	0.00	1,513.85	(129.56)	(24.91)	
12/01/24	12/25/24	FRESB 2023-SB105 A5F DTD 05/01/2023 3.740% 04/01/2028	30332AAA1	31,107.60	31,107.60	0.00	31,107.60	777.04	537.34	
12/01/24	12/25/24	FHMS K042 A2 DTD 01/01/2015 2.670% 12/01/2024	3137BFXT3	5,298,721.48	5,298,721.48	0.00	5,298,721.48	86,104.22	2,303.79	
12/01/24	12/25/24	FRESB 2021-SB82 A5F DTD 01/01/2021 0.670% 11/01/2025	30318CAA5	1,856.17	1,856.17	0.00	1,856.17	(9.11)	(1.85)	
12/01/24	12/25/24	FRESB 2024-SB114 A5F DTD 06/01/2024 4.990% 03/01/2029	30337MAA0	2,747.90	2,747.90	0.00	2,747.90	(13.61)	(12.71)	
12/01/24	12/25/24	FRESB 2022-SB104 A5F DTD 11/01/2022 2.600% 09/01/2027	30329QAA1	34,299.69	34,299.69	0.00	34,299.69	2,989.63	1,735.25	
12/01/24	12/25/24	FHMS K050 A2 DTD 11/01/2015 3.334% 08/01/2025	3137BLW95	1,232,865.00	1,232,865.00	0.00	1,232,865.00	(35,204.07)	(7,531.50)	
12/01/24	12/25/24	FHMS KJ50 A1 DTD 07/01/2024 4.924% 07/01/2029	3137HDV23	28,856.49	28,856.49	0.00	28,856.49	0.43	0.36	
12/15/24	12/15/24	FORDO 2023-C A2A DTD 11/21/2023 5.680% 09/15/2026	344940AB7	307,078.52	307,078.52	0.00	307,078.52	27.85	17.35	
12/15/24	12/15/24	JDOT 2022-A A3 DTD 03/16/2022 2.320% 09/15/2026	47787JAC2	319,347.05	319,347.05	0.00	319,347.05	70.64	27.49	
12/15/24	12/15/24	JDOT 2022-C A3 DTD 10/19/2022 5.090% 06/15/2027	47800BAC2	1,125,547.80	1,125,547.80	0.00	1,125,547.80	87.35	46.91	
12/15/24	12/15/24	HART 2023-C A2A DTD 11/13/2023 5.800% 01/15/2027	44918CAB8	393,002.85	393,002.85	0.00	393,002.85	18.39	12.31	

Managed Account Security Transactions & Interest

For the Month Ending **December 31, 2024**

SAN BERNARDINO COUNTY - 76990800

Transaction Type		Security Description	CUSIP	Par	Principal Proceeds	Accrued Interest	Total	Realized G/L Cost	Realized G/L Amort Cost	Sale Method
Trade	Settle									
PAYDOWNS										
12/15/24	12/15/24	HAROT 2023-2 A2 DTD 05/30/2023 5.410% 04/15/2026	437927AB2	330,035.08	330,035.08	0.00	330,035.08	19.77	9.17	
12/15/24	12/15/24	TAOT 2024-B A2A DTD 04/30/2024 5.410% 03/15/2027	89237NAB3	937,160.90	937,160.90	0.00	937,160.90	67.38	53.49	
12/15/24	12/15/24	TAOT 2022-B A3 DTD 04/13/2022 2.930% 09/15/2026	89238FAD5	538,149.80	538,149.80	0.00	538,149.80	12.59	4.98	
12/15/24	12/15/24	TAOT 2022-D A3 DTD 11/08/2022 5.300% 09/15/2027	89239HAD0	3,969,937.70	3,969,937.70	0.00	3,969,937.70	391.83	222.05	
12/15/24	12/15/24	MBALT 2023-A A3 DTD 05/24/2023 4.740% 01/15/2027	58768RAC4	1,072,489.38	1,072,489.38	0.00	1,072,489.38	37.32	21.35	
12/15/24	12/15/24	HART 2023-B A2A DTD 07/19/2023 5.770% 05/15/2026	44933XAB3	317,649.44	317,649.44	0.00	317,649.44	6.25	3.14	
12/15/24	12/15/24	HART 2021-C A3 DTD 11/17/2021 0.740% 05/15/2026	44935FAD6	233,361.45	233,361.45	0.00	233,361.45	52.08	16.41	
12/15/24	12/15/24	TAOT 2021-C A3 DTD 09/27/2021 0.430% 01/15/2026	89239BAC5	435,741.84	435,741.84	0.00	435,741.84	34.73	8.75	
12/15/24	12/15/24	HAROT 2024-1 A2 DTD 02/21/2024 5.360% 09/15/2026	437918AB1	2,098,340.06	2,098,340.06	0.00	2,098,340.06	193.68	132.91	
12/15/24	12/15/24	JDOT 2022-B A3 DTD 07/20/2022 3.740% 02/16/2027	47800AAC4	329,799.86	329,799.86	0.00	329,799.86	31.49	14.94	
12/15/24	12/15/24	FORDO 2024-A A2A DTD 03/19/2024 5.320% 01/15/2027	34535EAB8	855,113.95	855,113.95	0.00	855,113.95	30.01	21.87	
12/15/24	12/15/24	MBALT 2024-A A2A DTD 05/23/2024 5.440% 02/16/2027	58770JAB0	29,437.19	29,437.19	0.00	29,437.19	2.89	2.28	
12/15/24	12/15/24	JDOT 2024-A A2A DTD 03/19/2024 5.190% 02/16/2027	47800RAB9	264,371.84	264,371.84	0.00	264,371.84	15.52	11.23	
12/15/24	12/15/24	JDOT 2023-C A2 DTD 09/19/2023 5.760% 08/17/2026	47787CAB9	409,986.30	409,986.30	0.00	409,986.30	27.47	16.31	
12/15/24	12/15/24	MBALT 2023-A A2 DTD 05/24/2023 5.240% 11/17/2025	58768RAB6	540,888.41	540,888.41	0.00	540,888.41	6.33	2.36	
12/15/24	12/15/24	TAOT 2023-B A2A DTD 05/23/2023 5.280% 05/15/2026	891941AB2	342,170.63	342,170.63	0.00	342,170.63	7.90	3.76	
12/15/24	12/15/24	MBART 2023-1 A3 DTD 01/25/2023 4.510% 11/15/2027	58770AAC7	365,188.48	365,188.48	0.00	365,188.48	43.82	26.60	

Managed Account Security Transactions & Interest

For the Month Ending **December 31, 2024**

SAN BERNARDINO COUNTY - 76990800

Transaction Type		Security Description	CUSIP	Par	Principal Proceeds	Accrued Interest	Total	Realized G/L Cost	Realized G/L Amort Cost	Sale Method
Trade	Settle									
PAYDOWNS										
12/15/24	12/15/24	HART 2022-B A3 DTD 07/20/2022 3.720% 11/16/2026	44918MAD2	629,825.03	629,825.03	0.00	629,825.03	0.25	0.11	
12/15/24	12/15/24	MBART 2023-2 A2 DTD 10/25/2023 5.920% 11/16/2026	58769FAB1	297,285.46	297,285.46	0.00	297,285.46	13.32	8.61	
12/15/24	12/15/24	JDOT 2023-A A2 DTD 03/02/2023 5.280% 03/16/2026	47800CAB2	1,508,038.83	1,508,038.83	0.00	1,508,038.83	52.93	21.82	
12/15/24	12/15/24	TAOT 2021-D A3 DTD 11/15/2021 0.710% 04/15/2026	89238JAC9	265,908.89	265,908.89	0.00	265,908.89	5.66	1.71	
12/15/24	12/15/24	HART 2023-A A3 DTD 04/12/2023 4.580% 04/15/2027	448979AD6	858,976.86	858,976.86	0.00	858,976.86	83.84	48.80	
12/15/24	12/15/24	HART 2024-A A2A DTD 03/20/2024 5.290% 04/15/2027	448973AB3	388,351.61	388,351.61	0.00	388,351.61	4.66	3.40	
12/15/24	12/15/24	TAOT 2023-C A2A DTD 08/15/2023 5.600% 08/17/2026	89231FAB6	179,670.99	179,670.99	0.00	179,670.99	10.98	6.11	
12/15/24	12/15/24	MBART 2022-1 A3 DTD 11/22/2022 5.210% 08/16/2027	58768PAC8	1,029,491.38	1,029,491.38	0.00	1,029,491.38	203.63	114.84	
12/15/24	12/15/24	TAOT 2023-D A2A DTD 11/14/2023 5.800% 11/16/2026	89239FAB8	440,783.18	440,783.18	0.00	440,783.18	6.65	3.99	
12/15/24	12/15/24	TAOT 2023-A A3 DTD 01/30/2023 4.630% 09/15/2027	891940AC2	617,314.14	617,314.14	0.00	617,314.14	0.31	0.18	
12/15/24	12/15/24	JDOT 2021-B A3 DTD 07/21/2021 0.520% 03/16/2026	47789QAC4	340,899.07	340,899.07	0.00	340,899.07	30.41	8.19	
12/15/24	12/15/24	MBART 2024-1 A2A DTD 01/24/2024 5.060% 05/17/2027	587918AB9	3,354,998.01	3,354,998.01	0.00	3,354,998.01	372.41	274.78	
12/15/24	12/15/24	MBART 2021-1 A3 DTD 09/22/2021 0.460% 06/15/2026	58772WAC7	620,261.27	620,261.27	0.00	620,261.27	81.13	25.73	
12/15/24	12/15/24	TAOT 2024-A A2A DTD 01/30/2024 5.130% 12/15/2026	89238DAB4	1,540,879.25	1,540,879.25	0.00	1,540,879.25	65.80	46.77	
12/15/24	12/15/24	HART 2023-A A2A DTD 04/12/2023 5.190% 12/15/2025	448979AB0	140,024.65	140,024.65	0.00	140,024.65	8.09	3.03	
12/15/24	12/15/24	TAOT 2022-A A3 DTD 01/31/2022 1.230% 06/15/2026	89239KAC5	179,077.83	179,077.83	0.00	179,077.83	30.44	10.44	
12/15/24	12/15/24	JDOT 2023-B A2 DTD 06/28/2023 5.590% 06/15/2026	477920AB8	286,486.86	286,486.86	0.00	286,486.86	16.94	8.57	

Managed Account Security Transactions & Interest

For the Month Ending **December 31, 2024**

SAN BERNARDINO COUNTY - 76990800

Transaction Type		Security Description	CUSIP	Par	Principal Proceeds	Accrued Interest	Total	Realized G/L Cost	Realized G/L Amort Cost	Sale Method
Trade	Settle									
PAYDOWNS										
12/15/24	12/15/24	TAOT 2023-A A2 DTD 01/30/2023 5.050% 01/15/2026	891940AB4	58,816.40	58,816.40	0.00	58,816.40	2.38	0.87	
12/15/24	12/15/24	HART 2022-C A3 DTD 11/09/2022 5.390% 06/15/2027	44933DAD3	2,861,572.85	2,861,572.85	0.00	2,861,572.85	13.73	7.46	
12/16/24	12/16/24	GMCAR 2024-1 A2A DTD 01/17/2024 5.120% 02/16/2027	36268GAB1	571,282.27	571,282.27	0.00	571,282.27	11.77	8.19	
12/16/24	12/16/24	GMCAR 2024-2 A2A DTD 04/10/2024 5.330% 03/16/2027	379931AB4	471,275.13	471,275.13	0.00	471,275.13	31.15	23.93	
12/16/24	12/16/24	GMCAR 2023-3 A2A DTD 07/19/2023 5.740% 09/16/2026	36267KAB3	134,378.85	134,378.85	0.00	134,378.85	2.44	1.35	
12/16/24	12/16/24	GMCAR 2023-4 A2A DTD 10/11/2023 5.890% 11/16/2026	379930AB6	355,194.03	355,194.03	0.00	355,194.03	33.85	21.20	
12/18/24	12/18/24	HAROT 2024-2 A2 DTD 05/21/2024 5.480% 11/18/2026	437930AB6	248,929.05	248,929.05	0.00	248,929.05	4.66	3.62	
12/18/24	12/18/24	HAROT 2023-3 A2 DTD 08/22/2023 5.710% 03/18/2026	43815OAB3	508,315.65	508,315.65	0.00	508,315.65	48.14	23.39	
12/20/24	12/20/24	TLOT 2024-A A2A DTD 02/27/2024 5.330% 07/20/2026	89238GAB7	319,253.29	319,253.29	0.00	319,253.29	27.10	241.27	
12/20/24	12/20/24	TLOT 2023-A A3 DTD 04/18/2023 4.930% 04/20/2026	89239MAC1	1,650,897.62	1,650,897.62	0.00	1,650,897.62	287.91	127.72	
12/21/24	12/21/24	HAROT 2023-1 A2 DTD 02/24/2023 5.220% 10/21/2025	43815JAB9	111,862.50	111,862.50	0.00	111,862.50	6.72	2.10	
12/21/24	12/21/24	HAROT 2023-1 A3 DTD 02/24/2023 5.040% 04/21/2027	43815JAC7	322,738.36	322,738.36	0.00	322,738.36	59.97	33.65	
12/21/24	12/21/24	HAROT 2023-4 A2 DTD 11/08/2023 5.870% 06/22/2026	438123AB7	449,804.03	449,804.03	0.00	449,804.03	34.77	20.01	
12/21/24	12/21/24	HAROT 2021-4 A3 DTD 11/24/2021 0.880% 01/21/2026	43815GAC3	285,053.27	285,053.27	0.00	285,053.27	60.09	15.65	
12/25/24	12/25/24	BMWLT 2023-1 A3 DTD 02/15/2023 5.160% 11/25/2025	05593AAC3	658,504.27	658,504.27	0.00	658,504.27	15.67	5.17	
12/25/24	12/25/24	BMWOT 2022-A A3 DTD 05/18/2022 3.210% 08/25/2026	05602RAD3	628,777.84	628,777.84	0.00	628,777.84	32.69	12.76	
12/25/24	12/25/24	BMWLT 2023-2 A3 DTD 10/11/2023 5.990% 09/25/2026	055979AC2	194,494.19	194,494.19	0.00	194,494.19	3.94	2.25	

Managed Account Security Transactions & Interest

For the Month Ending **December 31, 2024**

SAN BERNARDINO COUNTY - 76990800

Transaction Type		Security Description	CUSIP	Par	Principal Proceeds	Accrued Interest	Total	Realized G/L Cost	Realized G/L Amort Cost	Sale Method
Trade	Settle									
PAYDOWNS										
12/25/24	12/25/24	BMWOT 2023-A A2A DTD 07/18/2023 5.720% 04/27/2026	05592XAB6	211,927.70	211,927.70	0.00	211,927.70	9.58	4.62	
12/25/24	12/25/24	BMWLT 2024-1 A2A DTD 02/14/2024 5.100% 07/27/2026	05611UAB9	466,800.06	466,800.06	0.00	466,800.06	9.57	5.69	
12/25/24	12/25/24	BMWLT 2023-2 A2 DTD 10/11/2023 5.950% 08/25/2025	055979AB4	163,065.60	163,065.60	0.00	163,065.60	9.11	162.47	
12/25/24	12/25/24	BMWOT 2024-A A2A DTD 06/11/2024 5.420% 02/25/2027	096919AB1	891,505.19	891,505.19	0.00	891,505.19	18.10	14.55	

Transaction Type Sub-Total				56,663,707.59	56,663,707.59	0.00	56,663,707.59	(367,964.92)	(3,050.32)	
-----------------------------------	--	--	--	----------------------	----------------------	-------------	----------------------	---------------------	-------------------	--

SELL										
12/02/24	12/02/24	MSILF GOVERNMENT-INST DTD 01/01/2010 0.000% --	61747C707	121,000,000.00	121,000,000.00	0.00	121,000,000.00	0.00	0.00	FIFO
12/02/24	12/02/24	MSILF GOVERNMENT-INST DTD 01/01/2010 0.000% --	61747C707	1,000,000.00	1,000,000.00	0.00	1,000,000.00	0.00	0.00	FIFO
12/03/24	12/03/24	MSILF GOVERNMENT-INST DTD 01/01/2010 0.000% --	61747C707	87,000,000.00	87,000,000.00	0.00	87,000,000.00	0.00	0.00	FIFO
12/03/24	12/03/24	MSILF GOVERNMENT-INST DTD 01/01/2010 0.000% --	61747C707	1,000,000.00	1,000,000.00	0.00	1,000,000.00	0.00	0.00	FIFO
12/04/24	12/04/24	MSILF GOVERNMENT-INST DTD 01/01/2010 0.000% --	61747C707	16,000,000.00	16,000,000.00	0.00	16,000,000.00	0.00	0.00	FIFO
12/04/24	12/04/24	MSILF GOVERNMENT-INST DTD 01/01/2010 0.000% --	61747C707	14,000,000.00	14,000,000.00	0.00	14,000,000.00	0.00	0.00	FIFO
12/09/24	12/09/24	FIDELITY INV MMKT GOVT-INST DTD 08/09/2017 0.000% --	31607A703	147,000,000.00	147,000,000.00	0.00	147,000,000.00	0.00	0.00	FIFO
12/09/24	12/09/24	FIDELITY INV MMKT GOVT-INST DTD 08/09/2017 0.000% --	31607A703	1,000,000.00	1,000,000.00	0.00	1,000,000.00	0.00	0.00	FIFO
12/10/24	12/10/24	MSILF GOVERNMENT-INST DTD 01/01/2010 0.000% --	61747C707	165,000,000.00	165,000,000.00	0.00	165,000,000.00	0.00	0.00	FIFO
12/10/24	12/10/24	FH GOVERNMENT OBLIGATION-PRE DTD 01/01/2010 0.000% --	608919718	1,000,000.00	1,000,000.00	0.00	1,000,000.00	0.00	0.00	FIFO
12/10/24	12/10/24	FH GOVERNMENT OBLIGATION-PRE DTD 01/01/2010 0.000% --	608919718	149,000,000.00	149,000,000.00	0.00	149,000,000.00	0.00	0.00	FIFO

Managed Account Security Transactions & Interest

For the Month Ending **December 31, 2024**

SAN BERNARDINO COUNTY - 76990800

Transaction Type		Security Description	CUSIP	Par	Principal Proceeds	Accrued Interest	Total	Realized G/L Cost	Realized G/L Amort Cost	Sale Method
Trade	Settle									
SELL										
12/11/24	12/11/24	MSILF GOVERNMENT-INST DTD 01/01/2010 0.000% --	61747C707	51,000,000.00	51,000,000.00	0.00	51,000,000.00	0.00	0.00	FIFO
12/11/24	12/11/24	MSILF GOVERNMENT-INST DTD 01/01/2010 0.000% --	61747C707	14,000,000.00	14,000,000.00	0.00	14,000,000.00	0.00	0.00	FIFO
12/11/24	12/11/24	MSILF GOVERNMENT-INST DTD 01/01/2010 0.000% --	61747C707	18,000,000.00	18,000,000.00	0.00	18,000,000.00	0.00	0.00	FIFO
12/19/24	12/19/24	MSILF GOVERNMENT-INST DTD 01/01/2010 0.000% --	61747C707	30,000,000.00	30,000,000.00	0.00	30,000,000.00	0.00	0.00	FIFO
12/19/24	12/19/24	MSILF GOVERNMENT-INST DTD 01/01/2010 0.000% --	61747C707	40,000,000.00	40,000,000.00	0.00	40,000,000.00	0.00	0.00	FIFO
12/19/24	12/19/24	MSILF GOVERNMENT-INST DTD 01/01/2010 0.000% --	61747C707	82,000,000.00	82,000,000.00	0.00	82,000,000.00	0.00	0.00	FIFO
12/19/24	12/19/24	MSILF GOVERNMENT-INST DTD 01/01/2010 0.000% --	61747C707	5,000,000.00	5,000,000.00	0.00	5,000,000.00	0.00	0.00	FIFO
12/19/24	12/19/24	MSILF GOVERNMENT-INST DTD 01/01/2010 0.000% --	61747C707	27,000,000.00	27,000,000.00	0.00	27,000,000.00	0.00	0.00	FIFO
12/19/24	12/19/24	MSILF GOVERNMENT-INST DTD 01/01/2010 0.000% --	61747C707	40,000,000.00	40,000,000.00	0.00	40,000,000.00	0.00	0.00	FIFO
12/30/24	12/30/24	MSILF GOVERNMENT-INST DTD 01/01/2010 0.000% --	61747C707	362,000,000.00	362,000,000.00	0.00	362,000,000.00	0.00	0.00	FIFO
Transaction Type Sub-Total				1,372,000,000.00	1,372,000,000.00	0.00	1,372,000,000.00	0.00	0.00	
Managed Account Sub-Total					(1,200,037,335.18)	44,724,845.53	(1,155,312,489.65)	195,175.80	(3,050.32)	
Total Security Transactions					(1,200,037,335.18)	\$44,724,845.53	(1,155,312,489.65)	\$195,175.80	(3,050.32)	